

The 2018-2022 Financial Plan has been approved and the tax rate has been set for 2018. You will receive your tax notice either by mail or email by the end of May.

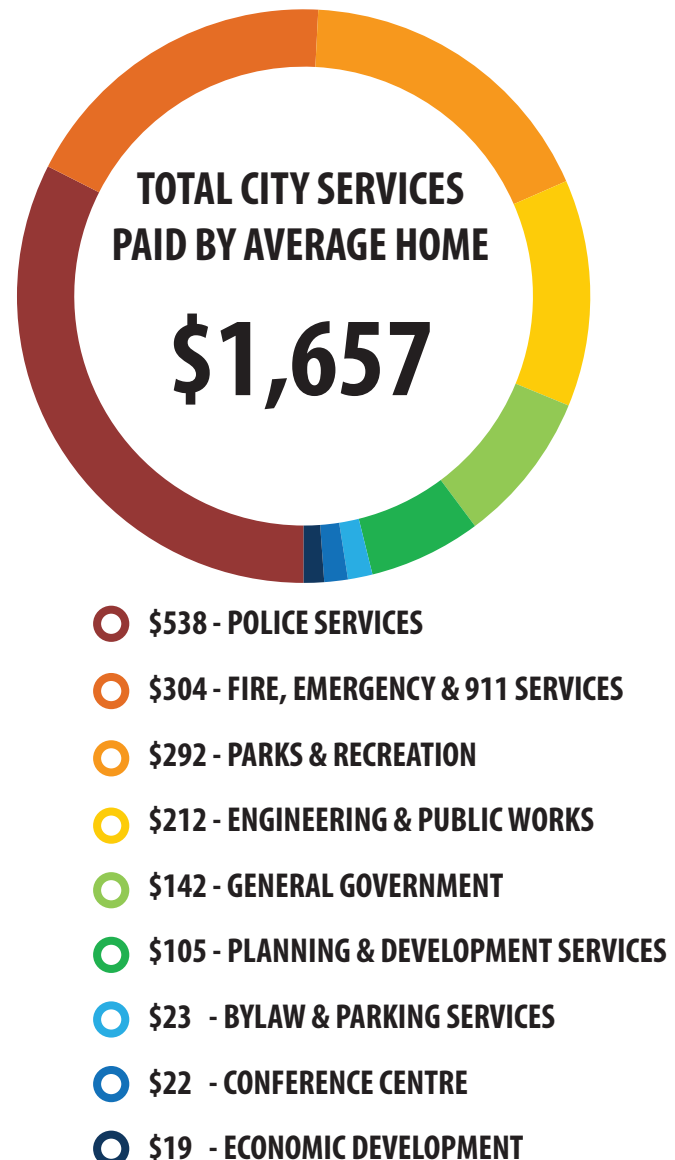
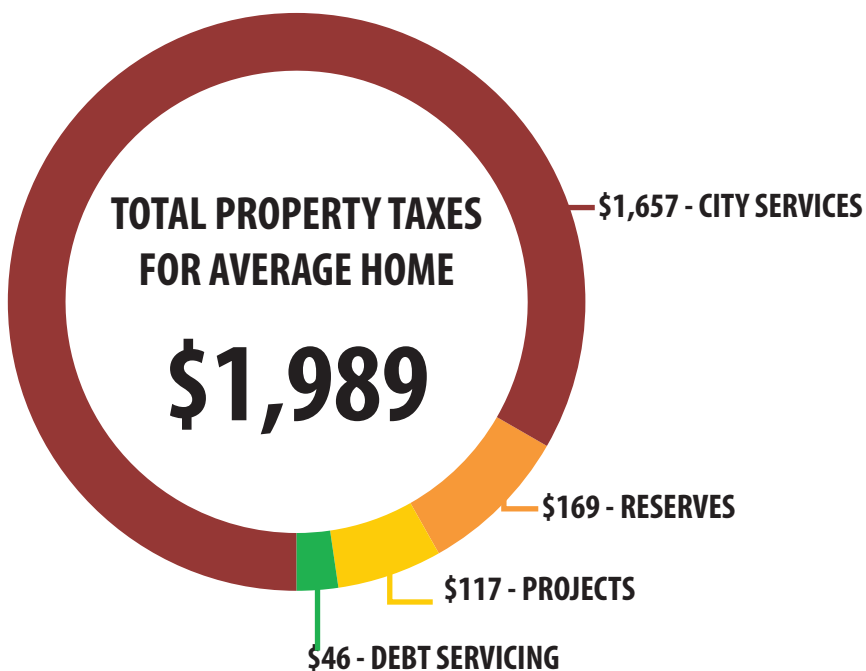
Updated annually, the City's five-year financial plan includes budgeted revenues and expenditures to deliver day-to-day services to the community, for investment in infrastructure, deliver strategic initiatives and enable long-term funding strategies.

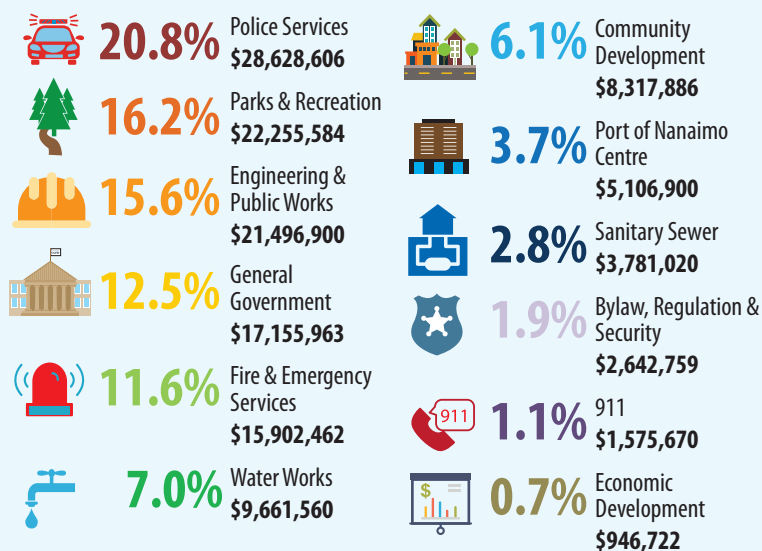
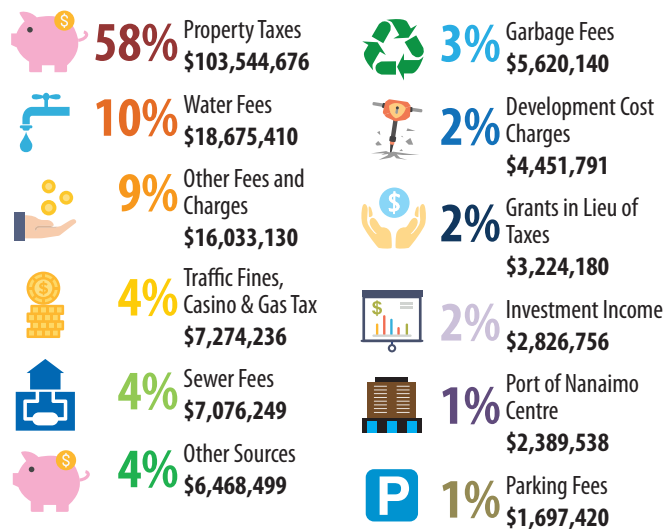
The City collects taxes to provide a number of services to residents of Nanaimo including police and fire protection, solid waste collection, management of roads, drainage, sanitary sewer, waterworks and parks infrastructure, along with the delivery of leisure and cultural services.

The City also acts as a regulatory body with respect to business licensing, building permits and inspection, land use, development planning and subdivision approval services.

Services such as library and sewer treatment are provided through other boards and partnerships with other governments.

TAX PAID BY AVERAGE HOME	2017	2018	\$ Change	% Change
Assessment - Average Home	\$400,630	\$463,849	\$63,219	15.78%
Property Taxes	\$1,948.66	\$1,989.19	\$40.53	2.08%
Municipal User Fees				
Water Fees	\$477.84	\$513.68	\$35.84	7.50%
Sewer Fees	\$123.79	\$129.98	\$6.19	5.00%
Sanitation Fees	\$118.04	\$165.00	\$46.96	39.78%
Total Municipal Taxes & User Fees	\$2,668.33	\$2,797.85	\$129.52	4.85%
Other Governments				
V.I. Regional Library	\$88.38	\$89.38	\$1.00	1.13%
Regional District	\$364.01	\$404.34	\$40.33	11.08%
Regional Hospital District	\$79.97	\$82.19	\$2.22	2.78%
School District	\$762.72	\$792.58	\$29.86	3.91%
BC Assessment & MFA	\$17.39	\$18.78	\$1.39	7.99%
Total Other Governments	\$1,312.47	\$1,387.27	\$74.80	5.70%
Total Tax Levy & User Fees All	\$3,980.80	\$4,185.12	\$204.32	5.13%





TOTAL 2018 PROJECT EXPENDITURES

=

\$89,776,431

WATER INFRASTRUCTURE PROGRAM - \$21,039,303
TRANSPORTATION INFRASTRUCTURE PROGRAM - \$19,085,059
EQUIPMENT & VEHICLE PROGRAM - \$10,270,309
SANITARY SEWER INFRASTRUCTURE PROGRAM - \$10,236,713
FACILITIES INFRASTRUCTURE & AMENITIES PROGRAM - \$9,172,132
PARKS INFRASTRUCTURE PROGRAM - \$7,252,403
STRATEGIC - \$6,556,031
DRAINAGE INFRASTRUCTURE PROGRAM - \$3,836,858
INFORMATION TECHNOLOGY INFRASTRUCTURE PROGRAM - \$1,571,706
PARKING INFRASTRUCTURE PROGRAM - \$755,917

2018 PROJECT HIGHLIGHTS

- Phase 1 of Multi Year Project to Replace Fire Station #1
- Boundary/Northfield Intersection Upgrade
- Waterfront Walkway Development
- Six Automated Solid Waste Collection Trucks
- Phase 1 (pilot phase) of LED Street Light Conversion