

2023-2027 PROVISIONAL FINANCIAL PLAN QUICK FACTS

The 2023 – 2027 Provisional Financial Plan has passed first three readings and will go for adoption by Council in January 2023.

The 2023 Provisional Budget focuses on public safety and consists of a 6.3% general increase and a 1.0% increase for the General Asset Management Reserve. Council will have opportunities to review and amend the 2023 – 2027 Financial Plan prior to final adoption which is required by May 15, 2023.

7.3% increase = \$179 increase for 2023 for the average home or an additional \$15/month for the City portion of your tax bill

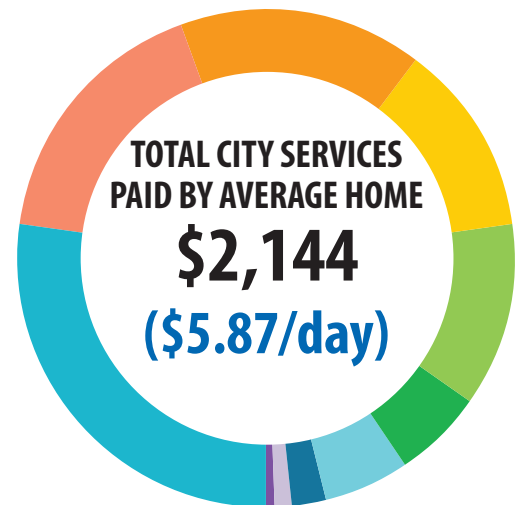
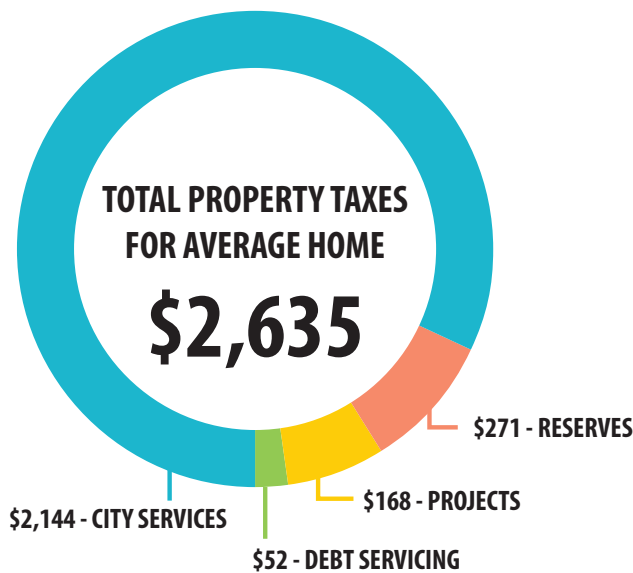
Updated annually, the City’s five-year financial plan includes budgeted revenues and expenditures to deliver day-to-day services to the community, deliver strategic initiatives, invest in infrastructure and enable long-term funding strategies for future infrastructure requirements.

The City collects taxes and user fees to provide a number of services to residents of Nanaimo including

- police and fire protection,
- solid waste collection,
- management of roads,
- drainage,
- sanitary sewer,
- waterworks,
- parks infrastructure, and
- delivery of recreation and cultural services.

The City also acts as a regulatory body with respect to business licensing, building permits and inspection, land use, development planning and subdivision approval services.

Services such as schools, library and sewer treatment are provided through other boards and partnerships with other governments. These other agencies levy their own taxes and fees, which the City then collects on their behalf.



- \$557 (\$1.53/day) - RCMP
- \$391 (\$1.07/day) - PARKS, RECREATION & CULTURE
- \$340 (\$0.93/day) - NANAIMO FIRE RESCUE & 911
- \$297 (\$0.81/day) - CORPORATE SERVICES
- \$243 (\$0.66/day) - ENGINEERING & PUBLIC WORKS
- \$128 (\$0.35/day) - DEVELOPMENT SERVICES
- \$115 (\$0.32/day) - CITY ADMINISTRATION
- \$42 (\$0.12/day) - CORPORATE & BUSINESS DEVELOPMENT
- \$20 (\$0.05/day) - PORT OF NANAIMO CENTRE
- \$11 (\$0.03/day) - CORPORATE FACILITIES

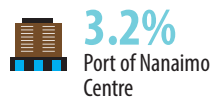
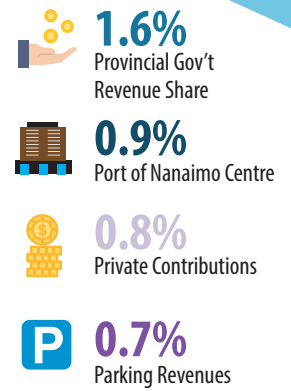
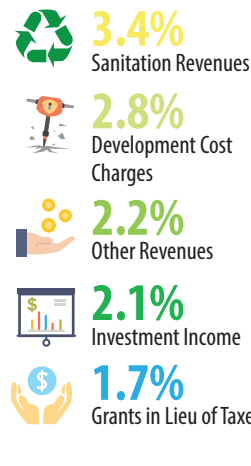

Tax Paid by Average Home				
Based on 2022 Average Home of \$718,471				
	2022	2023	\$ Change	% Change
Property Taxes	\$2,456	\$2,635	\$179	7.3%
Municipal User Fees				
Water Fees*	457	487	30	6.4%
Sewer Fees	152	158	6	4.0%
Sanitation Fees	216	221	5	2.3%
Total Municipal Taxes & User Fees	\$3,281	\$3,501	\$220	6.7%

Rounded to nearest dollar

Assumes a single family home with average Class 1 assessment change

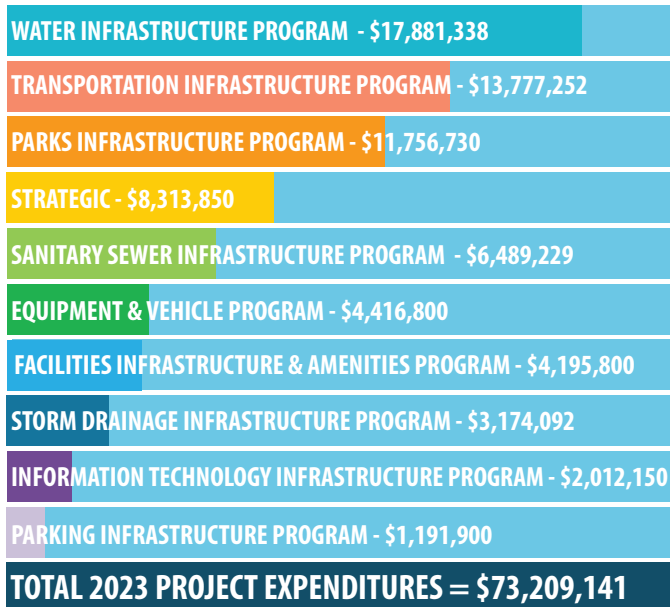
*Based on average seasonal usage and new rate structure

CITY REVENUES



CITY OPERATIONS

CITY PROJECTS



2023 PROJECT HIGHLIGHTS

- Albert and Fourth Complete Street Phase 2
- Midtown Gateway Phases 2A & 2B
- Commercial Street Upgrades Phase 1B
- Midtown Water Supply Project
- Harewood Centennial Artificial Turf Fields
- Loudon Park Improvements
- Westwood Lake Park Amenity Improvements