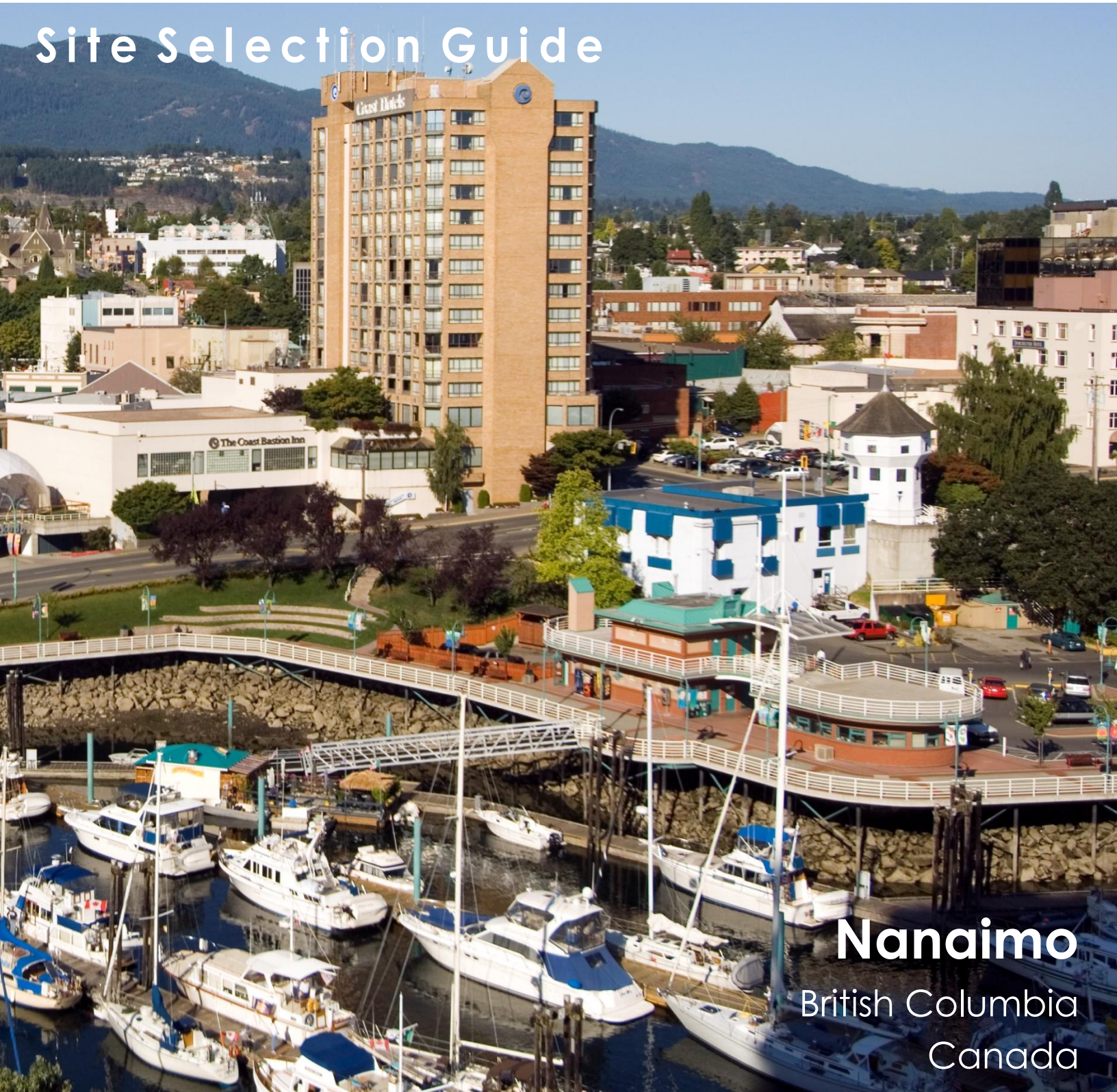


Site Selection Guide



Nanaimo
British Columbia
Canada

Prepared by

Discover Nanaimo	3
Demographics	4
Population.....	4
Household Income.....	4
Labour Force	5
Employment by Sector.....	5
Employment by Occupation - % Distribution.....	5
Employment vs. Place of Residence.....	6
Unemployment Rate/Employment Rates.....	6
Labour Participation Rate - % Distribution (Male/Female).....	6
Payroll Costs	7
Workers Compensation.....	7
Employment Insurance.....	7
Social Insurance (Canada Pension Plan).....	8
Leading Employers	9
Top Employers (2007) by Number of Employees.....	9
Labour Quality	10
Workforce Education Attainment.....	10
Higher Education	11
Closest Four Year Institutions.....	11
Closest Community and Technical Colleges.....	11
Transportation	13
Highways and Trucking.....	13
Distance to Major Centres.....	13
Motor Carriers/Trucks.....	13
Railroads.....	14
Closest Commercial Airports.....	14
General Aviation Airports.....	14
Closest Ports.....	15
Custom Port of Entry in the Area.....	16
Warehouses.....	16
Couriers.....	16
Additional Transportation Information.....	17
Utilities	18
Water.....	18
Sewer.....	18
Electric Power.....	18
Natural Gas.....	20
Telecommunications.....	20
Landfill & Waste Management.....	22
Nearest Licensed Hazardous Materials Disposal Site.....	22
Research Base	23
Business Support Services	24
Government	25
City/Municipal.....	25
Regional (similar to US County).....	25
Provincial (similar to US State Government).....	25
Premier (similar to US Governor).....	25
Provincial Government Representation (similar to US Government Representation).....	26
Federal Government Representation (similar to US Congresspersons).....	26

Nanaimo, British Columbia, Canada - Site Selector Database

Senators (similar to US Senators)	26
Taxation	27
Corporate Income Tax.....	27
Personal Income Tax.....	27
Sales/Use Tax	27
Property Tax.....	29
Other	30
International Resources	31
Business Associations.....	31
Financial	31
Foreign Consulates.....	32
Languages	32
Air Transportation Service	32
Quality of Life	33
Climate	33
Crime Rate.....	33
Culture and Recreation	34
Sports	34
Culture	34
Schools	35
Health.....	37

This document was produced in accordance with the new industry site selection standards (or template) for North America. These standards, which include over 1200 data elements, were developed by a joint committee comprised of members from the American Economic Development Council (AEDC), the Council for Urban Economic Development (CUED) and the Economic Developers Association of Canada (EDAC) along with six of the nation's top corporate site selectors.

Contact

Economic Development Association of British Columbia
Executive Director: Dale Wheeldon
Tel: 604.858.7199
Fax: 604.858.7345
Email: wheeldon@edabc.com

Nanaimo Economic Development Office
Marilyn Hutchinson
Tel: 250-755-4466
Email: marilyn.hutchinson@nanaimo.ca

Discover Nanaimo



Nestled between the mountains and the sea, Nanaimo is a 15-minute flight from downtown Vancouver or a 95 minute ferry ride. The economic hub of central Vancouver Island, Nanaimo boasts both a vibrant business community and exceptional quality of life. Businesses choose to locate in Nanaimo because of the cost efficiencies and a complete range of telecommunications services. The city offers a skilled and motivated workforce, technological infrastructure and a well-developed health system for seniors. This welcoming community of 85,000 people is proud of their recreational facilities, as well as the region's natural beauty.

Positive Business Climate

Prime commercial real estate in Nanaimo has among the lowest lease rates in British Columbia for communities of similar size. Other direct benefits include competitive wage rates and a range of housing options for employees, including apartments and single-family homes. Nanaimo is a business-friendly community. The municipal government has worked to reduce business class taxes and minimize regulations. Home-based businesses are welcome.

Educated and Trained Workforce

The proportion of Nanaimo residents who have completed post-secondary education ranks the highest in British Columbia. The city is home to Vancouver Island University, which can provide custom training programs while building on a positive record of successful private sector partnerships.

Linked to the World

Nanaimo is the hub of Vancouver Island — all transportation links connect through its boundaries. Downtown Vancouver is just a 15-minute commuter plane ride away. More than 2 million people live within a 100-mile radius. From Nanaimo, link to all major Canadian and U.S. destinations. The harbour offers a deep-water port and well-established marine industries including shipbuilding, repairs and marine suppliers.

Demographics

Population

By Age Group Census	2001	% of Population	2006	% of Population	% Change from 2001
Under – 19	18,100	25	17,320	22	-3%
20 – 34	23,925	33	13,780	17	-16%
35 – 54	11,210	15	22,930	30	+15%
55-74	13,760	19	17,435	22	+3%
75 – Older	6,005	8	7,225	9	+1%
Total:	73,000	100%	78,690	100%	--

Notes: [Stats from 2001](#) show only Age 20-44 and 45-54; therefore, there is a variance in the comparison of years.

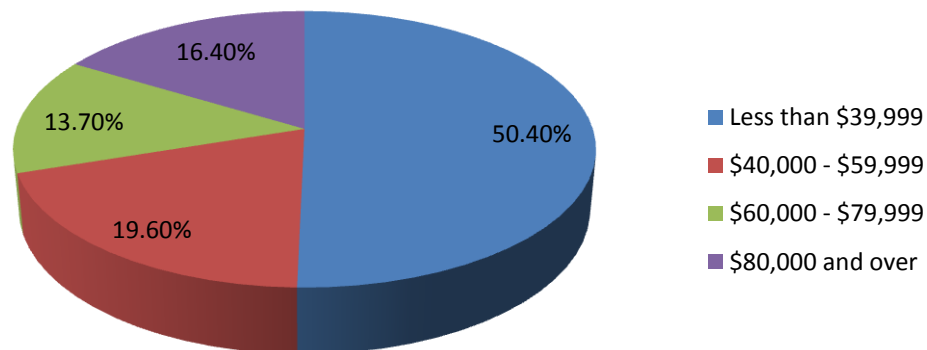
Source: [Statistics Canada, 2006](#)

Household Income

Household Income	2001	2006	% Increase from 2001
Number:	30,675	33,520	+9.3%
Median Household Income	\$39,706	\$45,937	+15.7%

Source: [Statistics Canada, 2001](#) and [Statistics Canada, 2006](#)

Household Income - % Distribution (based on 2001 household income)



Source: [2001 Census Profile – Nanaimo, City](#) – Household income in 2000 of private households

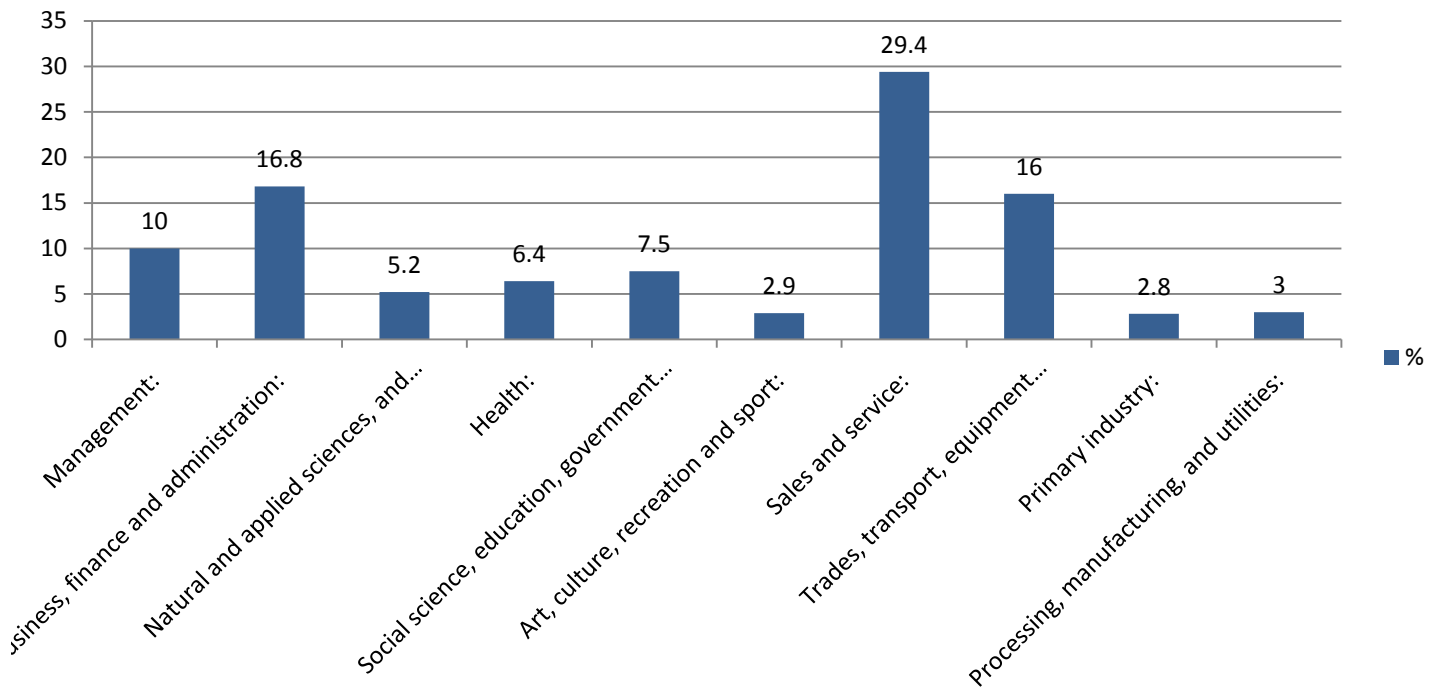
Labour Force

Employment by Sector

Sector (Industry)	Number	%
Agriculture and other resource based industries:	1,265	3.2
Construction:	3,250	8.2
Manufacturing:	2,265	5.7
Wholesale Trade:	1,140	2.8
Retail Trade:	6,135	15.5
Finance and Real Estate:	2,440	6.2
Health Care and Social Services:	4,830	12.2
Educational Services:	2,765	7.0
Business Services:	7,075	17.9
Other Services:	8,460	21.3
Total:	39,620	100

Source: [Statistics Canada, 2006 - Labour](#)

Employment by Occupation - % Distribution



Source: [Statistics Canada, 2006 - Labour](#)

Employment vs. Place of Residence

Employed residents working in different	#
Census Division (Similar to US County):	2,145

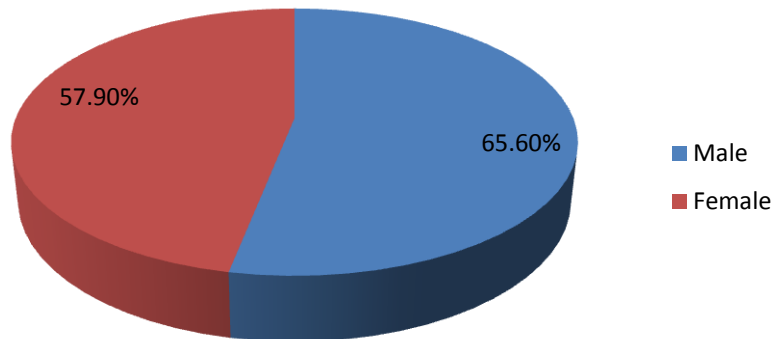
Source: [Statistics Canada, 2006 – Place of Work Status](#)

Unemployment Rate/Employment Rates

	# of Population
Unemployment Rate:	7.3%
Labour Participation Rate:	61.6%

Source: [Statistics Canada, 2006 – Labour](#)

Labour Participation Rate - % Distribution (Male/Female)



Source: [Statistics Canada, 2006 – Labour force activity](#)

Payroll Costs

Workers Compensation

		Notes
Average Cost of All Manufacturing : Per \$100 Payroll	\$1.56	All rates current as of January 2008. Rates set by employer's industrial activity. Applies up to a maximum gross earnings of \$68,500.
Average Rate for Office Workers*: Per \$100 Payroll *WCB Industry Group FY04	\$0.15	Typical range for business services operating in an office building. Applies up to a maximum gross earnings of \$68,500 per year.
Maximum weekly Benefit (Net): *as per the 2008 net compensation table (based on \$66,500 annual gross earnings, 90% net weekly is \$871.39)	\$871.39*	90% of net average earnings, based on maximum assessable earnings of \$68,500 per year. Represents lost wages only. Health care costs are typically covered as well. Paid by Workers' Compensation Board of BC.

Source: [WorkSafe British Columbia](#)

Employment Insurance

		Notes
Taxable Base:	Gross Payroll	Maximum weekly insurable earnings \$42,300.
Percentage Rate (Employer Premium)		
-Average Among Existing Employers:	2.42%	Employer premium set at 1.4 times that of the employee premium.
-Average Among New Employers:	2.42%	Employer premium set at 1.4 times that of the employee premium.
-Maximum Weekly Benefit:	\$447.00	Paid by the Government of Canada (55% of insured earnings, representing the general benefit level)

Source: [Service Canada](#)

Social Insurance (Canada Pension Plan)

		Notes
Taxable Base:	Gross Payroll \$3,500	Based on annual gross salary up to \$46,300, basic exemption of \$3,500. Both employers and employees are required to contribute to the Canada Pension Plan (CPP)
Employee/Employer Contribution Rate:	4.95%	Employer premium equal to employee premium
Maximum Annual Employer Contribution: Per Employee	\$2,118.60	Employer contribution matches employee contribution.
Self-employed Contribution Rate:	9.9%	-
Maximum Annual Self-employed contribution:	\$4,098.60	-

Source: [Service Canada](#)

Leading Employers

Top Employers (2007) by Number of Employees

Sector	Company	Product/Service	Employment
Education	School District #68	Education	2100
Healthcare	Nanaimo Regional General Hospital	Healthcare	1600
Education	Vancouver Island University	Education	1000
Transportation & Warehousing	BC Ferry Services Inc.	Transportation	658
Business/Professional services	NCO Customer Management Ltd	Telecommunications	400
Government	City of Nanaimo	Municipal Services	498
Utilities	Shaw Cable	Communications	475
Accommodation & Food Services	McDonald's	Restaurant	395
Fisheries & Ocean	Pacific Biological Station	Research	250
Retail	Real Canadian Superstore	Food/General merchandise	240
Finance, Insurance, Real Estate	Coastal Community Credit Union	Financial Services	240
Retail	Thrifty Foods	Food	218
Retail	Wal-Mart	Department Store	214
Retail	Sears Canada	Department Store	213
Retail	The Bay	Department Store	199
Retail	Costco Wholesale	General Merchandise	191
Government	Regional District of Nanaimo	Municipal Government	196
Government	Royal Canadian Mounted Police	Police Services	186
Retail	The Home Depot	Building Supplies	144
Retail	Zellers Ltd	Department Store	140
Manufacturing	Nanaimo Forest Products	Pulp Mill	200

Source: [City of Nanaimo](#)

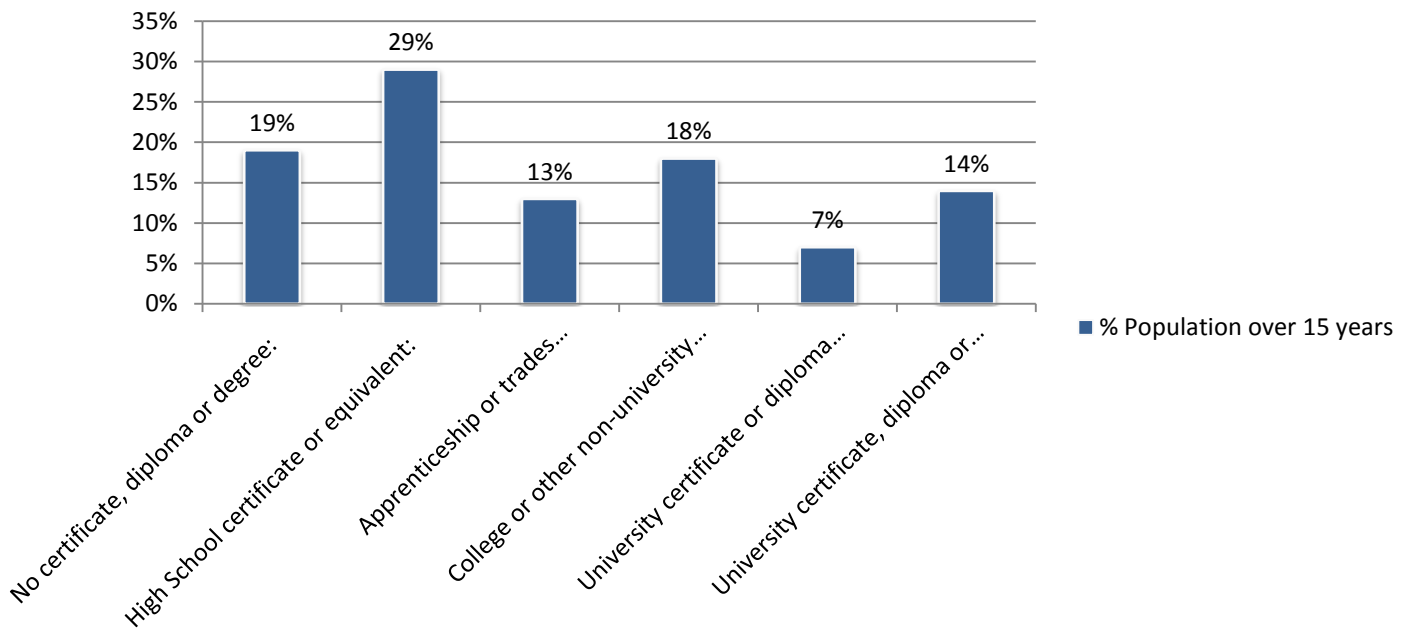
Labour Quality

Workforce Education Attainment

	#
Total population 15 years and over:	65,695
No certificate, diploma or degree:	12,660
High School certificate or equivalent:	18,945
Apprenticeship or trades certificate or diploma:	8,725
College or other non-university certificate or diploma:	12,135
University certificate or diploma below the Bachelor level:	3,955
University certificate, diploma or degree:	9,270

Source: [Statistics Canada, Community Profiles from the 2006 Census, Nanaimo - Education](#)

Workforce Education Attainment - % Distribution



Source: [Statistics Canada, Community Profiles from the 2006 Census, Nanaimo - Education](#)

Higher Education

Closest Four Year Institutions

Institution	Vancouver Island University (VIU)
Campus/Address/Tel:	Main: 900 Fifth Street, Nanaimo
Website:	www.viu.ca
Driving Distance from Community:	In community
Enrolment	
Total:	18,679 (all campuses) 12,378 (Nanaimo only)
Full-Time:	5,545 (Nanaimo)
Part-Time:	6,833 (Nanaimo)
Undergrad F/T:	N/A
Graduate F/T:	N/A
Degrees Conferred UG/G:	N/A

Undergraduate Programs Offered: Bachelor of Arts, Child and Youth Care, Bachelor of Arts, Majors and Minors, Bachelor of Education—Aboriginal Focus, Bachelor of Education—Concurrent Degrees, Bachelor of Education—Post Baccalaureate Degree (full-time), Bachelor of Fine Arts—Theatre, Bachelor of Fine Arts—Visual Art, Bachelor of Hospitality Management, Bachelor of Interior Design, Bachelor of Music in Jazz Studies, Bachelor of Natural Resource Protection, Bachelor of Science in Fisheries and Aquaculture, Bachelor of Science, Majors, Minors and Transfer, Bachelor of Science, Nursing, Bachelor of Tourism Management, Biology, Bachelor of Arts, Biology, Bachelor of Science, Business Administration (Bachelor Degree), Business, Bachelor of Arts.

Graduate Programs Offered: Master of Business Administration (MBA) / Master of Science in International Business (MScIB), Master of Education in Educational Leadership

Source: www.viu.ca

Closest Community and Technical Colleges

Institution	Sprott-Shaw Community College
Campus:	Nanaimo
Address:	6-140 Terminal Ave, Nanaimo, BC
Telephone:	Tel: 250-754-9600
Website:	www.sprottshaw.com
Distance from Community:	In Community
Enrolment	
Total:	N/A
Full-Time:	N/A
Part-Time:	N/A
Undergrad F/T:	N/A
Graduate F/T:	N/A
Degrees Conferred UG/G:	N/A

Nanaimo, British Columbia, Canada - Site Selector Database

Undergraduate Programs Offered: Degree Programs include Business Administration, Pre-Master of Business Administration, and Adv. Diploma in Business Administration. Diploma & Certificate Programs include studies in Business, Health Sciences & Social Development, Trades and Applied Technology, International Studies and Accelerated Programs in Business Management and E-Commerce.

Graduate Programs Offered: N/A

Source: www.sprottshaw.com

Institution	Discovery Community College
Campus:	Nanaimo
Address:	420 Selby Street, Nanaimo, BC
Telephone:	Tel: 250-740-0110
Website:	www.discoverycommunitycollege.com
Distance from Community:	In Community
Enrolment	
Total:	N/A
Full-Time:	N/A
Part-Time:	N/A
Undergrad F/T:	N/A
Graduate F/T:	N/A
Degrees Conferred UG/G:	N/A

Undergraduate Programs: Certificate and Diploma Programs offered in Residential/Home Care Attendant, Community Support Worker, Dental Assistant, Medical and Dental Office Series, Practical Nurse Access, Business Management Series, Medical and Dental Office Series, Construction-Forming and Framing, Construction Interior Finishing & Renovations, Carpentry Level II

Graduate Programs: N/A

Source: www.discoverycommunitycollege.co

Transportation

Highways and Trucking

Highway Name:	Highway #19 (Island Highway/Nanaimo Parkway)
Highway Type:	Inter-island
Highway Code:	-
Located Within Community:	Yes
Direction:	main north-south thoroughfare on Vancouver Island north of Nanaimo

Comments: Highway #19 runs alongside the Strait of Georgia, from Nanaimo in the south through the Comox Valley, north to Campbell River and terminates in the town of Port Hardy in North Vancouver Island.

Distance to Major Centres

Metro Area	Kilometres	Miles
Vancouver, British Columbia (via BC Ferry)	23	14
Victoria, British Columbia	113	70

Comments: Nanaimo is the second largest community on Vancouver Island.

Motor Carriers/Trucks

	#
Common Carriers Serving the Area:	11
Common Carriers with Local Terminals:	0

Railroads

Name	VIA Rail Canada/E & N Rail
Main or Branch Line:	Branch
Shortline or National	Shortline
Switching Yard Located Within the Community:	Yes

Closest Commercial Airports

Name:	Nanaimo Airport (YCD)
Hub Status:	Regional Feeder Airport
Driving Distance from the Community:	In Community
Hours of Operation:	5:30am – 11:00pm
No. Of Runways:	1
Runway Lengths:	1,524 metres (5,000 feet) – plans to expand to 2011 metres (6,600 feet) in fall 2009
Helicopter Pad:	No
<u>Helicopter Companies Serving Airport</u>	
-Charter:	BC Mountain Helicopters
-Air Cargo:	N/A
<u>Carriers Serving Airport</u>	
-Passenger:	Air Canada
-Charter:	Island Coastal Aviation, Sea to Sky Air, Sound Flight, Vital Aviation
-Air Cargo:	DHL, Purolator
Approved Capital Expansion Plan:	Approx 500 meter (1,600 feet) runway extension, associated taxiway, high intensity lead in lights and edge lighting, instrument approach – fall 2009.
Total Daily Non-Stops to All Cities Served:	6
Flights to Largest Cities Served:	
- Vancouver	6 daily departures to Vancouver International Airport with Air Canada Jazz – Dash 8 aircraft
No. of Days Closed Due to Inclement Weather in the Past 3 Years:	Average of 44 days per year when one or more flights unable to land due to visibility

Source: [Nanaimo Airport](#)

General Aviation Airports

Name:	Nanaimo Airport (YCD)
Hub Status:	Regional
Located Within the Community:	Yes
<i>If Not:</i>	
Distance from the Community:	18 km/11 miles
Hours of Operation:	5:30am – 11:00pm
Customs Port of Entry:	Yes
Full Instrumentation:	Non Instrument Approach - DME
Number of Runways	1

Nanaimo, British Columbia, Canada - Site Selector Database

Runway Lengths:	1,524 metres (5,000 feet) – plans to expand to 2011 metres (6,600 feet) in fall 2009
Runway Lengths	3,048 metres (10,000 feet); 1,524 metres (5,000 feet)
No. of Days Closed Due to Inclement Weather in the Past 3 Years:	Average of 44 days per year when one or more flights unable to land due to visibility

Source: [Nanaimo Airport](#)

Name:	Comox Valley Airport (YQQ)
Hub Status:	Commercial
Located Within the Community:	Located at military base
<i>If Not:</i>	
Distance from the Community:	90 minutes north of Nanaimo
Hours of Operation:	5:30am – 11:00pm
Customs Port of Entry:	Yes
Full Instrumentation:	Yes
Number of Runways	2
Runway Lengths	3,048 metres (10,000 feet); 1,524 metres (5,000 feet)
<u>Carriers (Names) Serving Airport</u>	
- Passenger	Transat Holidays, Central Mountain Air, Pacific Coastal, Westjet
- Air Cargo	Westjet, Central Mountain Air and Pacific Coastal
- Charter	Transat Holidays

Source: [Comox Valley Airport](#)

Closest Ports

Nearest Ocean Port:	Nanaimo Port Authority
Location/City:	Nanaimo, BC
Located Within the Community:	Yes
<i>If Not</i>	
Driving Distance from Community:	Located in Downtown Nanaimo
Type of Port:	Ocean
Channel Depth:	13 meters (43 feet)
Turning Basin:	Unlimited (minimum 8 meters, 26 feet deep)
Shallow Water Barging Facilities:	No
Deep Water Barging Facilities:	Yes
General Cargo Facilities:	Yes
Containerized Facilities:	Yes
Storage Facilities:	Yes
Highways Serving Port:	#1, #19A
Railways Serving Port:	E & N Railway

Source: [Nanaimo Port Authority](#)

Custom Port of Entry in the Area

Name:	Nanaimo Airport
Type of Entry Point:	Airport
Location:	201A – 60 Front Street, Nanaimo, BC V94 5H6 Tel: 250-754-0341
Services Available:	Designated Export Office HUB Central Office Inland Customs Office Non-Terminal Office

Warehouses

	#
No. of Bonded Warehouses	1
No. of Public Warehouses	1

Couriers

Name	DHL
Latest Pick-Up Time:	3:30 pm
Earliest Delivery:	9:00 am
Next Day Delivery Guarantee:	N/A
Saturday Delivery:	No

Comments: Time and delivery territories are approximate; please call the service provider for specific information.

Name	Federal Express
Latest Pick-Up Time:	3:30 pm
Earliest Delivery:	10:30 am, 12:00 pm, 5:00 pm
Next Day Delivery Guarantee:	Yes
Saturday Delivery:	No

Comments: Time and delivery territories are approximate; please call the service provider for specific information.

Name	Greyhound Courier Express
Latest Pick-Up Time:	5:00 pm
Earliest Delivery:	9:00 am
Next Day Delivery Guarantee:	Yes
Saturday Delivery:	Yes

Comments: Time and delivery territories are approximate; please call the service provider for specific information.

Name	Purolator (Airborne is the American affiliate)
Latest Pick-Up Time:	3:00 pm
Earliest Delivery:	9:00 am, 10:30 am, 12:00 pm
Next Day Delivery Guarantee:	Yes
Saturday Delivery:	No

Comments: Time and delivery territories are approximate; please call the service provider for specific information.

Name	UPS Canada Ltd.
Latest Pick-Up Time:	1:00 pm
Earliest Delivery:	8:00 am, 10:30 am, 1:30 pm
Next Day Delivery Guarantee:	Yes
Saturday Delivery:	No

Comments: Time and delivery territories are approximate; please call the service provider for specific information.

Additional Transportation Information

Nanaimo has a modern and efficient transportation network with two airports (including the seaplane terminal), two ferry terminals, an enhanced highway system and a public transit system. The average commute time from the outer boundaries of the city to downtown is 15 minutes.

The Seaplane Terminal: Operated by Nanaimo Port Authority

- 22 flights go daily to downtown Vancouver provided by West Coast Air and Harbour Air. Flight time is 15 minutes.
- Seair Seaplanes fly ten times daily to Vancouver International Airport and to other island destinations eight times daily. Flight time is 20 minutes.

Sea Transportation:

- BC Ferries operates two ferry terminals with service to Vancouver. Each vessel is capable of carrying 370 vehicles including trucks and commercial vehicles and 1650 passengers.
- 8 sailings between Departure Bay and Horseshoe Bay daily crossing time 1 hour, 35 minutes.
- 8 sailings between Duke Point and Tsawwassen daily, crossing time 2 hours.
- In 2008, two brand new vessels, the Coastal Renaissance and Coastal Inspiration were introduced on the Departure Bay-Horseshoe Bay and Duke Point-Tsawwassen routes.

Public Transit System

Public transit is provided by Nanaimo Transit, with service between 6:40 a.m. and 11 p.m. Buses run every 15 minutes during peak hours and every half hour during off-peak times. During peak rush hours 33 buses serve the Nanaimo area.

Utilities

Water

Water Availability	
Major Sourced:	Restricted watershed
Percent of Population Served From This Source:	100%

Water Production

Name of Provider:	City of Nanaimo
Rated Capacity:	2 dams – 3.5 billion gallon and 400 million gallons
Average Daily Demand:	10-12 million gallons per day
Peak Demand:	20 million gallons per day (2006)
Residential - Cost per 1,000 Gallons	Same rates for residential and business class
Industrial - Cost per 1,000 Gallons	\$4.00 - \$4.50 per day The lower the consumption the lower the rate payable per gallon. Minimum service rate of \$0.33508 per day.
Water Connection Fee for Industrial Users:	¾ inch \$1,550; 1 inch \$1,950; over 1.5 inch at cost. Charges include meter.

Source: [City of Nanaimo](#)

Sewer

Name of Provider:	Regional District of Nanaimo (RDN)
Rated Capacity:	120,000 cubic meters
Average Daily Demand:	33,000 cubic meters per day
Peak Demand:	45,000 cubic meters
Cost per 1000 Gallons – Industrial Users:	6 inch service \$1,900; over 6 inch at cost.
Sewer Connection Fee for Industrial Users:	Sewer charges are based on “units”. The number of units can vary considerably depending on the kind of business. When water consumption exceeds 11,000 gallons per day, the calculation changes to consumption based. At 11,000 gallons per day, the sewer charge is \$9.69 per day.

Source: [City of Nanaimo](#), [Regional District of Nanaimo](#)

Electric Power

Provider:	BC Hydro
Company-Net Importer/Exporter of Power:	Net Exporter – BC Hydro generates 50,000 GWH of electricity annually, Vancouver Island capacity is 7,000 Megawatts.
% of Reserve Margin Including Generation & Net Purchases:	8% as per WSCC guidelines plus an additional 8% surplus
Average Electrical Service Availability Index	
- Most Recent Year:	99.974
- Last Five Years:	99.967
Name of Power Pool Membership:	Formal membership in WSCC, WSPP, Power Pool of Alberta (PPA), MAPP. Also active in SPP and CalPX

Nanaimo, British Columbia, Canada - Site Selector Database

Source Electric Power Deregulated:	Wholesale competition allowed
Residential Customers	5.98 cents per Kwh for the first 1,350 Kwh they use over a two month billing period. Above that amount customers will pay 7.21 cents per Kwh for the balance of the electricity used during the billing period.
Business Customers	Average Cost Per kWh
General Service under 35 kW for 2 months	i.e. Small business such as stores, small warehouses, offices, auto repair shops.
- Basic Charge:	15.48 cents per day
- All kWh:	\$0.0736 kWh
- Minimum Charge:	The Basic Charge
- Rate Rider:	0.5% Rate Rider applied to all charges, before taxes and levies.
General Service 35 kW and over for 1 month	i.e. Retail stores, medium industry, manufacturing, schools, office buildings, supermarkets.
- Basic Charge:	15.48 cents per day
- Demand Charge:	First 35 kW for NIL Next 115 kW at \$3.77 per kW All additional kW at \$7.23 per kW
- Energy Charge:	First 14,800 kWh \$0.0736 per kWh All additional kWh \$0.0354 per kWh
- Discounts:	1.5% on entire bill if customer's electricity is metred at primary potential \$0.25 per kW if customer supplies transformation from a primary to a secondary potential. If a customer is entitled to both discounts the 1.5% discount is applied first.
- Minimum Charge:	50% of the highest maximum demand charge billed in any month within an on-peak period (1 November to 31 March inclusive) during the preceding 11 months.
- Rate Rider:	0.5% Rate Rider applied to all charges, before taxes and levies.
Industrial: Transmission Service	i.e. Mines, chemical plants, large sawmills, pulp and paper mills, large manufacturing.
- Demand Charge:	\$5.036 per kVA of billing demand
- Energy Charge:	\$0.02462 per kWh applied to all kWh up to and including 90% of the customer's baseline load (CBL) in each billing year. \$0.07360 per kWh applied to all kWh above 90% of the CBL in each billing year.
- Minimum Charge:	\$5.036 per kVA of billing demand per billing period.
- Rate Rider:	0.5% Rate Rider applied to all charges, before taxes and levies.

Source: www.bchydro.com

Natural Gas

Name of Provider:	Terasen Gas
Rate Territory:	Vancouver Island
Firm Contract Rates:	Yes - Available for large volume commercial, institutional, multi-family and other accounts with an annual consumption of approximately 5,000 GJ or more. See Lower Mainland/Squamish – Rate 5 for details.
Type of Customer:	Residential
Fixed Basic Monthly Charge:	\$10.50 per month
Energy Charge:	\$14.325 per GJ
Sample Annual Bill:	\$965 (based on 59 GJ)
Type of Customer:	Small Commercial Customers (0-199 GJ/Year)
Fixed Basic Monthly Charge:	\$9.45 per month
Energy Charge:	\$16.940 per GJ
Sample Annual Bill:	\$1,474 (based on 80 GJ)
Type of Customer:	Small Commercial Customers (200-599 GJ/Year)
Fixed Basic Monthly Charge:	\$33.53 per month
Energy Charge:	\$16.455 per GJ
Sample Annual Bill:	\$5,546 (based on 313 GJ)
Type of Customer:	Large Commercial Customers (600-1999 GJ/Year)
Fixed Basic Monthly Charge:	\$61.00 per month
Energy Charge:	\$13.353 per GJ
Sample Annual Bill:	\$13,148(based on 930 GJ)
Type of Customer:	Large Commercial Customers (2000-5999 GJ/Year)
Fixed Basic Monthly Charge:	\$97.82 per month
Energy Charge:	\$12.311 per GJ
Sample Annual Bill:	\$30,251(based on 2,362 GJ)

Source: [Terasen Gas, 2009](#)

Telecommunications

	#
No. of Local Service Providers (local exchange carriers and competitive local exchange carriers):	5
No. of Long Distance Service Providers:	5
No. of Internet Service Providers:	8
Name of Providers in the Area:	Telus, Shaw Cable Systems, NISA Internet Technologies,

Telus is the main telecommunications service provider in the area.

Name of Provider:	Telus
Address:	#5 – 3777 Kingsway, Burnaby, BC V5H 3Z7
Website:	www.telus.com
Contact #:	
- For residential enquiries:	310-2255
- For business enquiries:	310-3100

Nanaimo, British Columbia, Canada - Site Selector Database

Service Characteristics of the Office:	
- Switch Technology:	Digital
- Fiber Service Provided:	Yes
- 100 Mbps LAN Service Available:	Yes
- Monitoring - Remotely or On-Site:	Remotely
- ISDN Available:	Yes
- ADSL Available:	Yes – dependent on location
- ADSL Available from this Switch:	Yes – dependent on location
- Central Office on Self-Healing Fiber Ring:	-
- Dual Feed from Two Separate Switching Offices:	No
- Multiple Route Diversity:	Yes

Note: To verify specific service requirements/information in the Nanaimo area, please contact the telecommunication service provider area manager.

Source: www.telus.com

Landfill & Waste Management

Landfill Name:	Nanaimo Regional Landfill
Location:	In Community
Capacity Left at Current Site:	16 years
Plans for new Capacity:	N/A

Landfill Name:	Alberni Valley Landfill
Location:	Port Alberni
Capacity Left at Current Site:	80 years
Plans for new Capacity:	Yes - under expansion upgraded to 80 yrs

Landfill Name:	Hartland (Victoria Regional Landfill)
Location:	Victoria
Capacity Left at Current Site:	45 years
Plans for new Capacity:	No

Nearest Licensed Hazardous Materials Disposal Site

Name of Site:	N/A
Number of Hazardous Materials Drop-off Sites:	N/A
No. of Licensed Hazardous Waster Haulers Serving the Area:	See Hazardous Waste Transport Licences

Research Base

Name of Centre:	Vancouver Island University
Affiliation:	University
Research Specialty:	Applied environmental Research lab, Centre for Digital Humanities Innovation (CDHI), The Centre for Shellfish Research, Institution for Coastal Research, International Centre for Sturgeon Studies.
Annual Funding:	\$98 million
Employment	
- Research & Development:	All departments undertake various forms of R&D
- Total:	1,000

Source: [VIU](#)

Name of Centre:	Pacific Biological Station
Affiliation:	Federal Government
Research Specialty:	Marine/fisheries – expertise in fisheries management, population, disease, marine mammals and aquaculture.
Annual Funding:	N/A
Employment	
- Research & Development:	250
- Total:	250

See [Invest BC - Metro Vancouver](#) for an extensive list of research facilities located in Metro Vancouver.

Business Support Services

Number of Business Support Services:	#
Machine Shop (Tool and Die):	19
Welding:	9
Office Equipment Service & Repair:	5
Temporary Employment Services:	7
No. of Import/Export Brokers:	5
No. of International Courier Services:	7
No. of Freight Forwarders:	3

Government

City/Municipal

	City of Nanaimo
Form (Structure):	Mayor & Council under the Local Government Act
No. of Elected Officials:	9
Mayor	John Ruttan
- Year Elected:	November 15, 2008 (for three year term)
- Next Election Date:	November 2011
City Manager/Chief Administrative Officer (CAO):	Jerry Berry

Source: [City of Nanaimo](#)

Regional (similar to US County)

Name of Regional District:	Regional District of Nanaimo
Form (Structure):	Board of Directors
No. of Elected Officials:	17
Top Elected Officials	
- Board Chair:	Joe Stanhope
- Board Deputy-Chair:	Larry McNabb
- Year Elected:	November 15, 2008 (three year term)
- Next Election Date:	November 15, 2011
Regional District Manager (CAO):	Carol Mason

Source: [Regional District of Nanaimo](#)

Provincial (similar to US State Government)

	Government of British Columbia
Form (Structure):	British Parliamentary
No. of Elected Officials:	79
How often does the legislature convene:	In 2009 – Feb, Mar, Apr, May, Oct, Nov

Source: www.gov.bc.ca

Premier (similar to US Governor)

Name:	Gordon Campbell
Party Affiliation:	British Columbia Liberal Party
Year Elected:	May, 2009
Current Term Expiration:	May, 2013
Allowed to Run for Another Term:	Yes
Next Election Date:	May, 2013

Source: www.gov.bc.ca/premier

Provincial Government Representation (similar to US Government Representation)

Total Member of Legislative Assembly Serving the Area: 2

Name of MLA:	Leonard Krog
Electoral District	Nanaimo
Party Affiliation:	New Democratic Party of BC

Source: [Legislative Assembly of British Columbia](#)

Name of MLA:	Ron Cantelon
Electoral District	Nanaimo-Parksville
Party Affiliation:	BC Liberal Party

Source: [Legislative Assembly of British Columbia](#)

Federal Government Representation (similar to US Congresspersons)

Total Member of Parliament Serving the Area: 2

Name of MP:	James Lunney
Members of Parliament (MPs) Serving the Area by Riding:	1
Electoral District:	Nanaimo-Alberni
Year Elected:	2008
Current Term Expiration Date:	On or before 4 years
Next Election Date:	Monday, October 19, 2009
Party Affiliation:	Conservative Party of Canada

Source: [Parliament of Canada](#)

Name of MP:	Jean Crowder
Electoral District:	Nanaimo-Cowichan
Year Elected:	2008
Current Term Expiration Date:	On or before 4 years
Next Election Date:	Monday, October 19, 2009
Party Affiliation:	New Democratic Party

Source: [Parliament of Canada](#)

Senators (similar to US Senators)

	#
Appointed Officials:	In Canada, there are ordinarily 105 Senators appointed by the Governor General on the advice of the Prime Minister. Senators are chosen to represent the various provinces and territories of Canada and are appointed until the age of 75.

Taxation

Corporate Income Tax

	Small Business	Manufacturing	Non-Manufacturing
Federal			
- Rate	11.0%	19.5%	19.5%
- Formula (e.g Sales, Property & Payroll)	n/a	n/a	n/a
- Accelerated Depreciated Permitted	Yes	Yes	Yes
Provincial			
- Rate	3.5%	11.0%	11.0%
- Formula (e.g Sales, Property & Payroll)	Sales & Payroll	Sales & Payroll	Sales & Payroll
- Accelerated Depreciated Permitted	No	No	No
Local			
British Columbia has no local corporate income taxes	-	-	-
Total Federal and Provincial Corporate Income Tax	14.5%	30.5%	30.5%

Personal Income Tax

	Federal	State/Provincial	Local
Earned Income:	15 – 29%	5.24 – 14.7%	0%
Unearned Income (e.g. Dividend):	0.0% – 14.55%	0.00% - 3.92%	0%
Capital Gains:	7.5 – 14.5%	2.08 – 7.35%	0%

Sales/Use Tax

	Rate	Notes
Federal Goods and Service Tax (GST):	5%	GST on business inputs is fully recoverable.
Provincial (State) Sales Tax (PST):	7%	0% for production machinery and equipment for eligible manufacturers.
Local:	0%	BC has no local sales tax.
Total (Effective Combined Rate) Business:	7%	Net of GST 0% for production machinery and equipment for eligible manufacturers.

Sales Tax Rate by Utility

	Rate	Notes
Electric Power:	7%	GST is fully recoverable
Natural Gas:	7%	GST is fully recoverable
Fuel Oil:	7%	GST is fully recoverable
Water:	0%	GST is fully recoverable
Sewer:	0%	GST is fully recoverable
Hazardous Waste Disposal:	7%	GST is fully recoverable

Telephone Subject to Sale/Use Tax

	Yes/No	Rate	Notes
Local:	Yes	7%	GST is fully recoverable
Long Distance In State:	Yes	7%	GST is fully recoverable
Long Distance Out of State:	Yes	7%	GST is fully recoverable

Comments: Toll free service is not subject to sales tax.

Machinery and Equipment Subject to Sales/Use Tax

	Yes/No	Rate	Notes
Production:	No	0%	GST is fully recoverable
Non-Production:	Yes	7%	GST is fully recoverable
Pollution Control:	Yes	7%	GST is fully recoverable
Office Furniture/Fixtures/Equipment:	Yes	7%	GST is fully recoverable

Notes:

- 1) Equipment used in software development is exempt.
- 2) Equipment used in manufacturing and processing is exempt.

Sales/Use Tax on Tangible Property

	Yes/No	Rate	Notes
Office Building Construction Materials:	Yes	7%	GST is fully recoverable
Industrial Building Construction Materials:	Yes	7%	GST is fully recoverable
Manufactures' Raw Materials:	No	0%	GST is fully recoverable
Standard Software:	Yes	7%	GST is fully recoverable
Custom Software:	Yes	7%	-

Sales/Use Tax on Intangible Property

	Yes/No	Rate	Notes
Accounts Receivable:	No	0%	-
Capital Stock:	No	0%	-
Stock/Bond Transaction Fee:	No	0%	-

Property Tax

Real Property Tax Rates per \$1,000 of Assessed Property (Land and Buildings) – Municipal

Levy	Residential	Utilities	Major Industry	Light Industry	Business	Managed Forest Land	Recreation /Non-profit	Farm
School	2.2495	14.2000	9.3000	6.8000	6.8000	2.000	3.6000	6.8000
General-City	4.5586	37.2935	34.2856	14.4707	13.5980	19.2379	9.071	0.4821
Reg Dist. General	0.3295	1.1532	1.1202	1.1202	0.8071	0.9884	0.3295	0.3295
Reg Dist. Sewer	0.3123	2.5546	2.3486	0.9913	0.9315	1.3178	0.6215	0.0330
Reg Hospital Dist.	0.2095	0.7332	0.7155	0.7155	0.5132	0.6284	0.2095	0.2095
Mun Fin Authority	0.0002	0.0005	0.0005	0.0005	0.0001	0.0008	0.0002	0.0002
BC Assessment	0.0615	0.4787	0.4787	0.1944	0.1944	0.2708	0.0615	0.0615
Library	0.1697	1.3878	1.2759	0.538	0.5061	0.7159	0.3377	0.0179
Reg Dist Other	0.0227	0.1860	0.1710	0.0722	0.0678	0.0959	0.0453	0.0024
Tax Rate per \$1,000	7.9135	57.9875	49.6927	24.9000	23.4182	25.2556	14.2783	7.9361

Source: [City of Nanaimo](#), Schedule of 2008 Tax Rates

Property Tax Rates per \$100 Assessed Personal Property (M&E, Inventory, Other) Municipal

Note: BC does not have Personal Property Taxes

Provincial Property Tax Effective Rate per \$1,000

	Rate
Real Property:	0%
Personal Property (Machinery/Equipment)	0%

Subject to Personal Property Tax

	Yes/No	Rate
Production Machinery and Equipment:	no	0%
Non-Production Machinery and Equipment:	no	0%
Pollution Control:	no	0%
Inventory		
-Raw Materials:	no	0%
-Work in Progress:	no	0%
-Finished Goods:	no	0%
Freeport Legislation		
-Applicable to Warehousing:	no	0%
-Applicable to Manufacturing:	no	0%
-Goods Stored in Public Warehouse:	no	0%
Office Furniture-Fixture		
-Computer Equipment:	no	0%
-Workstations:	no	0%
-Telephones:	no	0%
-Furniture:	no	0%
-Company Vehicles:	no	0%
Standard Software:	no	0%
Custom Software:	no	0%

Other**Local Occupation Tax (Paid by Employer)**

	Rate	Basis
City Residents:	0%	N/A
Non-City Residents:	0%	N/A

Local Wage Tax (Paid by Employer)

	Rate	Basis
City Residents:	0%	N/A
Non-City Residents:	0%	N/A

Gross Receipts Tax Rate by Type of Business:

Note: [BC does not tax Gross Receipts](#)

International Resources

Business Associations

Business Associations:	The Greater Nanaimo Chamber of Commerce
Country Orientation:	Canada
Contact Name:	Lee Mason
Title:	Executive Director
Address:	2133 Bowen Road
City:	Nanaimo, BC
Postal Code:	V9S 1H8
Phone Number:	250-756-1191
No. of Members:	900

Source: [Greater Nanaimo Chamber of Commerce](#)

Financial

	# of Banks
Foreign Banks -With Branches or Offices in the Area:	1
Canadian Banks in the Area -With International Departments	10 – each also have several branches in the City
US Banks in the Area -With International Departments:	0

Foreign Consulates

There are approximately 70 [foreign consulates](#) located in Vancouver, BC.

Languages

Languages Spoken	
Estimated Number of Multi-Lingual Individuals:	9,000
Estimated Percent:	12%
Languages Spoken:	German, Punjabi, Dutch, Korean, Italian, Japanese, French, English, Spanish, Hindi, Vietnamese
Schools with Instruction Solely in Another Language:	3 French Immersion
No. of Language Translation Firms in the Area:	-

Source: Census 2006

Air Transportation Service

Largest International Airport	Vancouver International Airport (YVR)
Distance to Airport :	23 km/14 miles
No. of Weekly Non-Stop Flights to:	
-Asia:	99
-Europe:	42
-Mexico:	9
-United States:	722

Source: [YVR](#)

Closest International Airport	Victoria International Airport (YYJ)
Distance to Airport:	113 km/70 miles
No. of Weekly Non-Stop Flights to:	
-Asia:	0
-Europe:	0
-Mexico:	-
-United States:	Seattle (98)
Weekly Non-Stop Flights to:	Calgary, San Francisco, Las Vegas, Toronto, Vancouver, Edmonton, Winnipeg and Seattle.

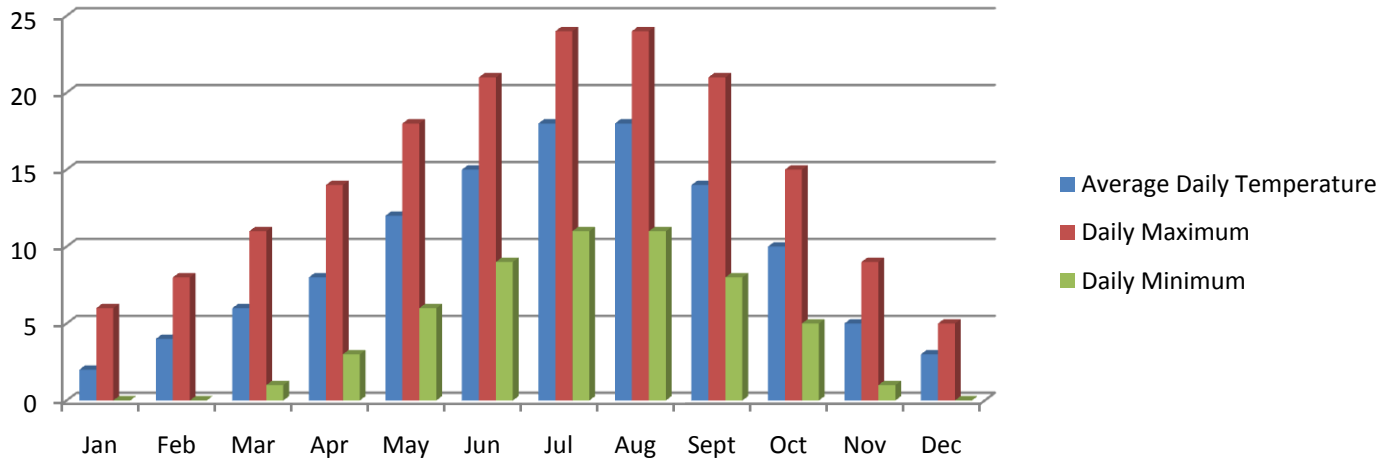
Source: [YYJ](#)

Quality of Life

Climate

Location Nanaimo, British Columbia
 Latitude: 49.03 N
 Longitude: 123.52 W

Average Temperatures in Degrees Celsius by Month



Annual Average Temperature 6.8°C
 Daily Maximum: 11.4°C
 Daily Minimum: 2.2°C

Annual Average Precipitation 1137.90 mm
 Rainfall: 1045.00 mm
 Snowfall: 92.90 cm

Wind Speed (Annual Average)
 Weather Station Name: Nanaimo Airport
 Station Location: Nanaimo

Elevation (Above Sea Level) 30.0 m
 Source: Environment Canada – Canadian Climate Normals – 1971-2000

Crime Rate

	Crime Rate per 1,000 inhabitants
Violent crime rate	1.8
Property crime rate	11.7

Source: www.bcstats.gov.bc.ca

Culture and Recreation

	#
No. of Enclosed Regional Malls:	4
No. of Religious Institutions	34
Protestant:	18
Catholic:	4
Synagogues:	0
Other:	12

Sports

	Major	Minor
Professional		
Baseball	0	0
Basketball	0	0
Football	0	Nanaimo Raiders
Hockey	0	Nanaimo Clippers
Soccer	0	0
Lacrosse		Timbermen
University/College		
Baseball	0	0
Basketball	0	0
Football	0	The Mariners
Hockey	0	0
Soccer	0	0

Culture

Top Five Annual Events

	Event Date
Van Isle 360 Yacht Race	June
Jazz & Blues Festival	August
Vancouver Island Int'l Festival	May
World International Marine Festival	July
Maple Sugar Festival	Feb

No. of Cultural Places & Amenities

	#
Museums:	2
Dance Companies:	4
Symphony Orchestras:	1
Opera Companies:	3
Theatre Companies:	4

Recreational Outlets (Within a 2-Hour Drive)

Name	Activities
Bungee Zone	Bungee jumping and zip-lines
Crown Isle Golf & Country Club	Golf
Cyber City	Laser tag, go-carting
Horne Lake Caves	Caving, hiking, swimming
Mt. Washington	Ski resort and summer activities
Newcastle Island	Adventure getaway/ Provincial Park
Romper Room	Indoor rock climbing
Scuba Diving	3 artificial reefs
Nanaimo Aquatic Centre	Wave pool, Swimming
3 Ice rinks	skating, ice hockey

Schools

Public Education

Number of School Districts:	1
Name of School Districts:	School District No. 68
Total # of Schools in District:	40

Source: [School District No. 68](#)

District Public Schools	Year 2007/08
-Kindergarten to Grade 7:	31 elementary schools
- Student Headcount:	8,072
-Grade 7 to Grade 12:	7 secondary schools + 2 alternative secondary schools
- Student Headcount:	6,845
Total Headcount:	14,917
Student Enrolment: Funded FTE	
School-aged only	14,068
School aged plus adults*	14,118

*Includes all school-age students (5-19) and adult students (20+) working toward a Dogwood Diploma. Excludes home-schooled students.

Source: [District Data Summary 2002/-03 – 2006/-07](#)

High School Graduation:

	Year 2006/07
Total eligible grade 12s	1,123
# who graduate	981
% who graduate	87%
% with honours	46%

Note: Graduate numbers include public school districts only.

Source: [Government of BC, Ministry of Education, Grad 12 Graduation Rates](#)

Spending per Student:

\$7,827 (Total Instructional/Grants / FTE)

Source: Ministry of Education – 2007-08 Operating Grant/FTE Enrolment

Source: [District Data Summary 2002-03 – 2006-07](#)

Student Teacher Ratios:

	Year 2007-08
FTE-Enrolment/FTE Teacher Ratio:	14,118/755 = 18.69

Note: Ratio is calculated by dividing full-time equivalent enrolment (School-aged plus adults) by the number of FTE Teachers (excludes principals, vice-principals, other administrative staff and school-based educators).

Source: [District Data Summary 2002-03 – 2006-07](#)

Required Provincial Exams (2007/08 Results)

Exam Letter Grade		F	C-	C	C+	B	A
English 10							
Total # of Students:	1,215						
Letter Grade (%):		4%	16%	17%	15%	33%	16%
Success Rate (%):	96%						
Math 10, Principles of							
Total # of Students:	834						
Letter Grade (%):		10%	20%	18%	12%	25%	15%
Success Rate (%):	90%						
Science 10							
Total # of Students:	1,201						
Letter Grade (%):		7%	20%	16%	13%	28%	14%
Success Rate (%):	93%						
Social Studies 11							
Total # of Students:	1,146						
Letter Grade (%):		5%	17%	15%	13%	33%	16%
Success Rate (%):	95%						
English 12							
Total # of Students:	908						
Letter Grade (%):		1%	12%	19%	18%	39%	12%
Success Rate (%):	99%						

Notes:

- Certain courses must be taken in Grades 10, 11 and 12 in order to meet graduation requirements. These courses have a mandatory exam component. Required exams for Grade 10 include: English 10, Science 10 and Math 10; required exams for Grade 11 include Social Studies 11; required exams for Grade 12 include English 12.
- Success rate = C- (pass) or better

Source: [Government of BC, C Ministry of Education, Required Examinations: Course & Exam Results \(2003/04-2007/08\) SD53](#)

Private Schools

Elementary School	#
No. of Schools:	5
Total Enrolment:	-

Secondary School	#
No. of Schools:	3
Total Enrolment:	-

Source: [Federation of Independent School Associations](#)

Health

Hospitals

	#
No. of Hospitals:	1 – Nanaimo Regional General Hospital
No. of Teaching Hospitals:	1
No. of Beds:	409
No. of Outpatient Clinics:	5

Source: [Vancouver Island Health Authority](#)

Physicians & Dentists in the Area

	#
Physicians:	254
Dentists:	73

Source: [College of Physicians](#); [College of Dentists](#)

LinX BC

BC's Economic Development Team

LINX BC was founded in 1998 to create opportunities in selected communities by attracting call centres to the province of British Columbia. The partnership, through the hard work of its member economic development professionals, has been extremely successful in facilitating business in the past. LINX BC is now taking this award-winning success and expanding its efforts to attract companies involved in several other economic sectors. The immediate targeted sectors are advanced manufacturing, agri-food production and tourism infrastructure development. LINX BC offers many advantages to businesses looking to locate within British Columbia including a single point of contact with prompt, efficient follow-up, sector-specific profiles and up-to-date research on opportunities and emerging markets. LINX BC combines the strength of the province's most proactive communities and the British Columbia government to seek out and assist enterprises with their expansion and re-location investments in the province.

Contact

Dale Wheeldon

Executive Director

Email: invest@linxbc.com

Telephone: 1-604-858-7199

Website: <http://www.linxbc.com>



City of Nanaimo

Contact: Marilyn Hutchinson

Title: Economic Development Officer

Tel: (250)755-4466

Email: marilyn.hutchinson@nanaimo.ca

Alt Contact: Amrit Manhas Amrit.Manhas@nanaimo.ca

Address: 455 Wallace Street, Nanaimo, BC V9R 5J6