

2022



Annual Report

for the fiscal year ending
December 31, 2022



City of Nanaimo
British Columbia, Canada

City of Nanaimo, British Columbia, Canada

ANNUAL MUNICIPAL REPORT


for the year ending December 31, 2022

Auditors: KPMG LLP

Bank: Scotiabank

Prepared by:

The Finance Department with support from the
Communications division as well as management and staff
of the City of Nanaimo.



Photos in this report were taken by:
Sean Fenzl, Rachel Kirk, Sabrina Patrice, Mike Thompson, Doug
Wortley and City of Nanaimo staff.



Government Finance Officers Association

Canadian Award for Financial Reporting

Presented to

**City of Nanaimo
British Columbia**

For its Annual
Financial Report
for the Year Ended

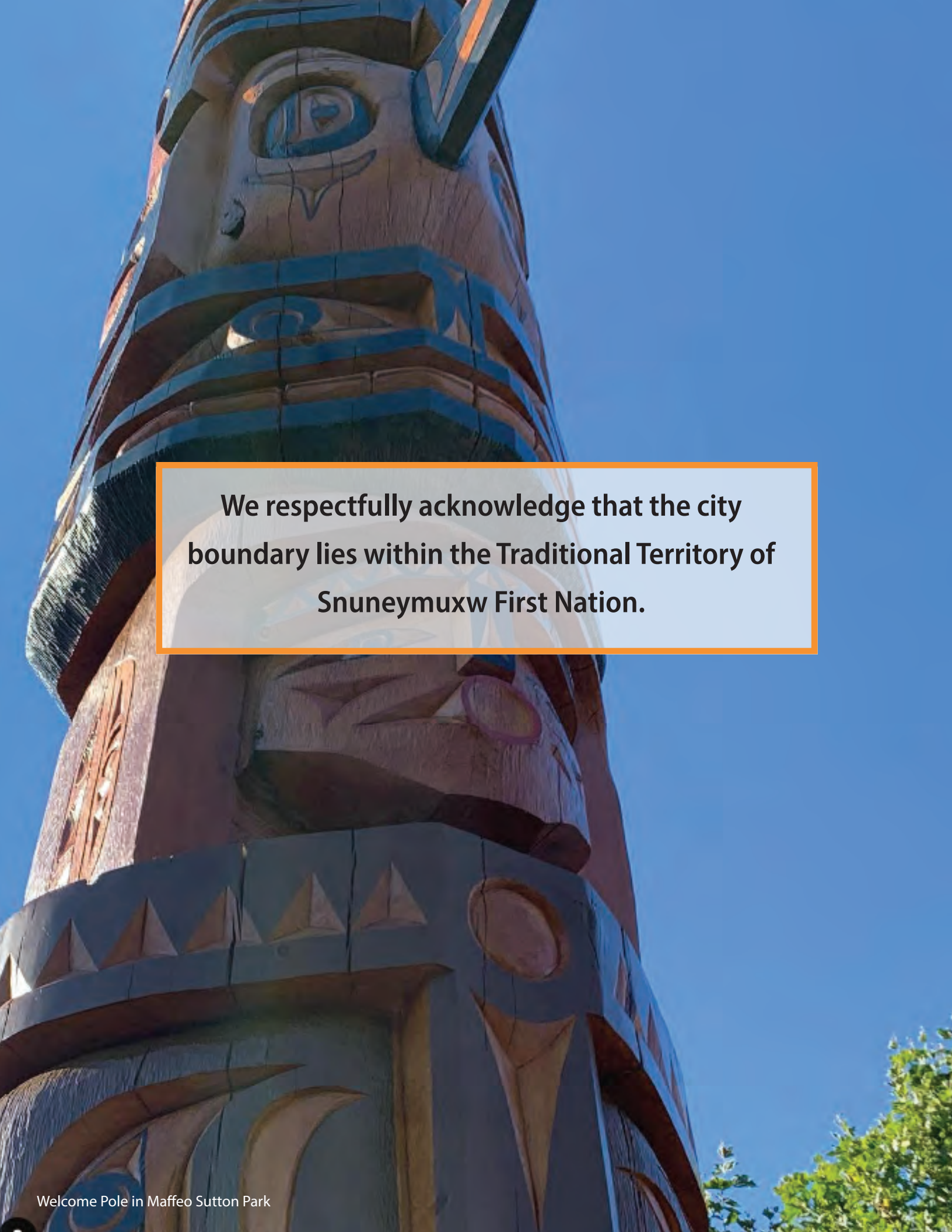
December 31, 2021

Executive Director/CEO

Government Finance Officers Association of the United States and Canada (GFOA) awarded a Canadian Award for Financial Reporting to the City of Nanaimo for its annual financial report for the fiscal year ended December 31, 2021. The Canadian Award for Financial Reporting program was established to encourage municipal governments throughout Canada to publish high quality financial reports and to provide peer recognition and technical guidance for officials preparing these reports.

In order to be awarded a Canadian Award for Financial Reporting, a government unit must publish an easily readable and efficiently organized annual financial report, whose contents conform to program standards. Such reports should go beyond the minimum requirements of generally accepted accounting principles and demonstrate an effort to clearly communicate the municipal government's financial picture, enhance an understanding of financial reporting by municipal governments, and address user needs.

A Canadian Award for Financial Reporting is valid for a period of one year only. We believe our current report continues to conform to the Canadian Award for Financial Reporting program requirements, and we will be submitting it to GFOA to determine its eligibility for another award.



**We respectfully acknowledge that the city
boundary lies within the Traditional Territory of
Snuneymuxw First Nation.**

Contents

Introductory Section

Who We Are - Nanaimo at a Glance.....	8-10
Nanaimo - A Poem By Nanaimo's Poet Laureate	12-13
2022 Culture & Heritage Award Recipients	13-14
Awards.....	15
Message from Mayor Leonard Krog.....	19
Nanaimo City Council.....	20-21
Message from the CAO, Jake Rudolph.....	23
2022 Organizational Chart.....	24
National Day for Truth and Reconciliation	25-27
Strategic Priorities	
Overview.....	28-29
Environmental Responsibility	30-33
Governance Excellence.....	34-37
Livability.....	38-42
Economic Health.....	44-46
City Plan: Nanaimo Reimagined.....	48

Financial Section

Report from Director of Finance.....	52-58
Management Report	61
Independent Auditor's Report	62-63
Financial Statements	
Statement of Financial Position.....	64
Statement of Operations.....	65
Statement of Changes in Net Financial Assets.....	66
Statement of Cash Flows.....	67
Schedule of Operations by Segment.....	68-69
Schedule of Tangible Capital Assets	70-71
Notes to the Financial Statements	72-94
Looking Forward: 2023-2027 Financial Plan.....	95

Statistical Section

Revenue By Source.....	98
Expenses by Function.....	99
Expenses by Object.....	100
Annual Surplus.....	101
Net Financial Assets	102
Reserve Funds	103-104
General Assessment by Property Class	105
Assessed Value for General Municipal Purposes.....	105
Taxes Collected By All Taxing Authorities.....	106
Total Value of Building Permits	106
Net Book Value of Tangible Capital Assets.....	107
Total Assets Acquisition	108
Debt Per Capita.....	109
Legal Debt Limit	109
Debt Servicing as a Percentage of Expenditures.....	110
Debt Outstanding by Function	110
Operational Comparative Statistics.....	111
Household Income in 2016 and 2021	112
Nanaimo's Population by Age as Percentage of Population	112
Total Number of City Employees	113
Where Do Your Tax Dollars Go?	114
2022 Property Taxes & User Fees for a Residential Property with an Assessed Value of \$718,471	114
Property Owners with Gross Taxes Exceeding \$250,000 in 2022	115
Permissive Tax Exemptions for 2022	116-118
Contact Information	119



Introductory Section

Who We Are

Nanaimo: A Poem by Nanaimo's Poet Laureate

Awards

Council and City Organization

National Day for Truth and Reconciliation

Strategic Priorities



Statue of former Mayor Frank Ney, called Admiral of the Fleet, Maffeo Sutton Park



Who We Are

Since Nanaimo incorporated in 1874, we've been a coal town, a timber town, a mill town and a tourist destination. Today, our leading sectors are in health care, technology and construction.

The City of Nanaimo is situated on the Traditional Territory of the Snuneymuxw First Nation. Nanaimo – the Heart of the Island, North of the Malahat—is a transportation hub connecting people and goods through its busy port, ferry terminals (Departure Bay and Duke Point), all-weather airport plus helicopter and seaplane services linking Nanaimo with the rest of the world.

Nanaimo is an important service centre for a regional population of 360,000 people throughout central and northern Vancouver Island. Nanaimo's early development patterns were centred on the harbour and downtown with the current City boundaries being established only in 1975 through amalgamation with a number of surrounding improvement districts.

Nanaimo boasts over 100 parks, an extensive trail system, public

beaches, picnic areas and several recreational facilities, including Beban Park which houses Beban Pool, Frank Crane and Cliff McNabb Arenas; Nanaimo Aquatic Centre with its three pools; Nanaimo Ice Centre with two ice rinks as well as three golf courses all within the City's boundaries.

Residents can enjoy a leisurely stroll along the waterfront seawall or a vigorous hike up Mount Benson. Sawsutshun (Newcastle Island), a charming provincial park just off the shores of downtown Nanaimo, is a popular summertime picnic and camping area. Buttertubs Marsh, in the heart of the city, is a wonderful place to bird watch and learn about our delicate ecosystems. Neck Point Park is a 14.5 hectare waterfront park known for its views and natural features. The Linley Valley is a 156 hectare mainly undeveloped park. The park's trees, bluffs, creeks, wildlife and Cottle Lake

contribute to the park's recreational appeal.

Nanaimo has a wide variety of art galleries and museums. The Nanaimo Museum can be found in the Port of Nanaimo Centre and the Nanaimo Military Museum is located downtown near the waterfront. Take in a Vancouver Island Symphony performance at the Port Theatre, an 800-seat facility on the waterfront where more than 270 shows typically take place annually.

You can even combine arts with the outdoors and take in the annual Symphony in the Harbour, Concerts in the Park or the annual Blues Festival. Under normal circumstances, Nanaimo is also a festival city. Annual events include the Maple Sugar Festival, the Children's Festival, the Marine Festival, the Dragonboat Festival and everything in between.


Nanaimo at a Glance



The City of Nanaimo occupies a land mass of just under 91 km² on the east coast of Central Vancouver Island on the Traditional Territory of Snuneymuxw First Nation. The Salish Sea to the east, and mountains and forests to the west, form Nanaimo's natural boundaries and define the long linear shape of our city.

Nanaimo is only five kilometres wide but stretches over 20 kilometres from the Nanaimo River estuary in the south to the District of Lantzville border in the north. Nanaimo is referred to as the "Harbour City" due to its large protected natural harbour, which has led to the City becoming a key transportation hub for Vancouver Island.

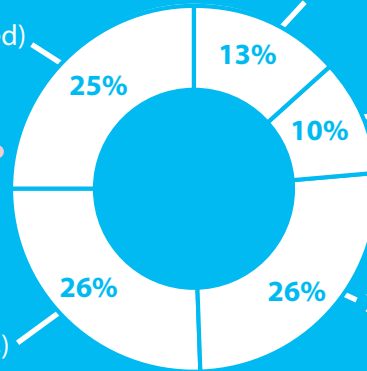
104,064




People call Nanaimo home

65+ (Retired)

0-14 (Children)



45-64 (Later Working Years)



Total # of households



Average household size



Rent



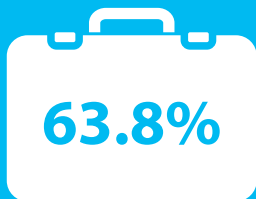
Own



Average household income: \$97,055
Median household income: \$76,889



Average assessed value (residential property)



In labour force

6,459



Licensed businesses operate in our community

Sources: 2021 Statistics Canada Census of Population, City of Nanaimo Finance Department, 2022 State of the Nanaimo Economy Report



Nanaimo's Poet Laureate



At the beginning of August 2021, Kamal Parmar began a two-year term as the City of Nanaimo's Poet Laureate. The purpose of Nanaimo's Poet Laureate program is to raise awareness of poetry, the literary arts and the positive impact literature and poetry can have on community life.

Kamal is a poet and writer who has been passionately engaged with writing from a very early age. She experiments often with Haiku poetry and also with creative non-fiction. Her work has been published in the UK, Canada and India. Her books include *Still Waters* (2020), *Letters to a Son and a Daughter* (2019), *In the Rising Mist* (2013), *Fleeting Shadows* (2010) and *Filigree and Flint* (1997).

We would like to thank Kamal for contributing her piece, *Nanaimo*, to the 2022 Annual Report. We feel it is a fitting message of the beauty of our community.

Nanaimo

I live in Nanaimo.

Not on a far-flung West coast
with forests wrapped in darkness and dew,
not on a remote piece of land,
but on a land that is blessed and sacred,
a gem studded in a sea of opal,
with a backdrop of snow slathered mountains rising in salutation,
against a sky colored gold by the Midas touch of its sunset.
Sunlight drifts on calm ocean waters,
a swan floats away, folding the dusk in its wings—only in Nanaimo.
Dawn-kissed sun rays splice through a forest of Douglas fir,
each tree tells a story—only in Nanaimo.
Come twilight, the sun drenched sky comes alive
with the chorus of sea gulls swooping and gliding on cushions of air.
I become a bird, flying low over serpentine creeks and resounding waterfalls,
to soar over Mt. Washington,
the grand stillness of the rocks beckons me again and again,
back to Nanaimo,
where the shimmer of the ocean wraps me in a tight embrace.
Come Spring, Nanaimo is a garden of dew-fresh delphiniums
dancing to the lilt of hyacinth-laced breeze,
soft ripples in the water lapping the sandy beach,
caught by a doe-eyed deer in the wild black berry bush.
Cherry blossoms , flirt pink kisses.
Hummingbirds flutter from tulip to tulip,
Monarchs flit from frilly rhododendrons to blazing marigolds,
Summer lingers.
Nanaimo's canvas , a collage of color
against the lapis lazuli sky.
The cusp of the day
still enveloped in rising mist,
like a veil over Mt. Benson.
Only in Nanaimo.

*Submitted by Kamal Parmar
Poet Laureate of City of Nanaimo*

Culture and Heritage Awards



Every year since 1998, the City of Nanaimo has celebrated local excellence in arts and culture through the Culture and Heritage Awards. The annual awards program is an opportunity to honour extraordinary achievement while generating awareness and pride for the calibre of arts and culture activity in Nanaimo, as well as the dynamic impact of the sector on our community's economic, social and cultural well-being. Congratulations to the 2022 Culture and Heritage Award recipients.

Excellence in Culture Award

This award is presented to an organization or individual that has achieved regional and/or national recognition and is recognized as a "Nanaimo artist", demonstrating excellence in their field, and a significant inspiration to others.

This award category presents the community with the opportunity to recognize people and groups they believe have made a significant contribution to making Nanaimo a culturally vibrant city.

Honour in Culture

This award recognizes an individual, group or corporation who demonstrates outstanding support, advocacy, promotion or interpretation of Nanaimo's arts culture and history.

Honour in Heritage

This award acknowledges an individual, group or corporation known for their dedication to and support of the development of Nanaimo's cultural fabric.

Created in 1994 to honour individuals who demonstrate heritage service and dedication to the community, this award presents an opportunity for the community to recognize people and groups they believe have made a significant contribution to making Nanaimo a culturally vibrant city.

 **SHOW ME MORE!**



This video, titled **Brendan Tang - Excellence in Culture Award**, shows why this prolific artist was nominated and won this award in 2022. Video by ReWild Us Media.

Use the QR code to watch the video.



Excellence in Culture Award Brendan Lee Satish Tang

Brendan Lee Satish Tang is widely known for his sculptural ceramic work. Tang's work explores issues of identity and the hybridization of our material and non-material culture while simultaneously expressing a love of both futuristic technologies and ancient traditions. Primarily known for his ceramic work, Tang continues to produce and exhibit work in a wide variety of media. He is the recipient of numerous awards and accolades, both nationally and internationally.

 **SHOW ME MORE!**



This video, titled **Bruce Halliday - Honour in Culture Award**, shows why this long-time champion of performing arts was nominated and won this award in 2022. Video by ReWild Us Media.

Use the QR code to watch the video.



Honour in Culture Award Bruce Halliday

Bruce Halliday was the General Manager/Director of Programming of Nanaimo's Port Theatre from 2006 until his retirement in 2021. Bruce's career has been marked by the width and variety of experience, working as lighting designer, production manager and technical director for theatre companies, an instructor at The Banff Centre, special events for the Commonwealth Games and touring contemporary dance companies across Canada and overseas.

 **SHOW ME MORE!**



This video, titled **Joy Bremner - Honour in Heritage Award**, shows why this passionate volunteer, advocate and community leader was nominated and won this award in 2022. Video by ReWild Us Media.

Use the QR code to watch the video.



Honour in Culture Award Joy Bremner

Joy Bremner is recognized for her leadership and dedicated work as a champion of the Mid Island Métis Nation (MIMN) over the past two decades. She is a long-time resident of Nanaimo with a history of giving back, supporting youth and families, and community service. Her work has had a positive impact across the region, creating greater awareness of Métis heritage and strengthened connections to culture for members of the Mid-Island Métis Nation and Métis Nation B.C. members. Joy has given her time freely to foster cultural awareness and education, often collaborating with non-profits and arts and culture organizations, including the Nanaimo Museum and Nanaimo Art Gallery.



Awards

Sway-a-Lana Lagoon

The Canadian Public Works Association awarded the City with the **Most Creative Entry Award** for National Public Works Week.

The Government Finance Officers Association of US and Canada awarded the City with the **Popular Award for Financial Reporting** for the 2021 Annual Municipal Report Highlights for the year ended December 31, 2021.

The Government Finance Officers Association of US and Canada awarded the City with the **Canadian Award for Financial Reporting** for the City's 2021 Annual Municipal Report for the year ended December 31, 2021.

The Climate Disclosure Project (CDP) awarded the City of Nanaimo an **A score** for climate action and was one of the 122 local governments across the globe recognized for environmental leadership and transparency.

The Pro Board awarded the Vancouver Island Emergency Response Academy (VIERA) the **Chief Jim Estep Scholarship Award**.





A Message from Mayor Leonard Krog

Mayor Leonard Krog in front of Nanaimo sign

Nanaimo is thriving.

Housing starts and building permit values are up; unemployment is down, and more and more people are calling Nanaimo home. The effects of the pandemic that disrupted our lives so dramatically in 2020, were far less severe last year.

Nanaimo voters elected three new members to City Council last fall, and returned six incumbents. On behalf of Council, I would like to thank everyone who took the time to participate in our civic election. There is a considerable range of perspectives on Council, but we share a commitment to good governance as we work to build on our strong economy to tackle longstanding issues in the community.

We are looking forward to a promised foot passenger ferry service opening in the summer of 2023 and a new hotel downtown will provide the rooms we need to attract more conferences than ever.

At the same time, we are working hard to address public safety issues. We have urged senior government to improve policies affecting how repeat violent offenders are managed by the courts and to increase health and housing supports. There are clear signs our voices are being heard; at the same time, we are doing what we can locally to make the city safer for everyone.


City Council adopted the Downtown Safety Action Plan last year and committed to hiring 12 staff for the newly created role called Community Safety Officer. Working every day to prevent conflict and providing a welcoming, secure presence, CSOs have made a difference.

Two full-time Clean Teams are removing debris and garbage in parkades, and a Vandalism Grant is helping businesses recover some of the costs of property loss. With CSOs at work in the downtown, Bylaw and RCMP officers can focus their efforts on the whole city.

To protect our growing community and address the excessive workload borne by Nanaimo's Fire Rescue service, City Council voted to hire 20 new fire fighters in 2023 and 20 more in 2025, and agreed to purchase the equipment they need to do their work.

Police Services continue to be bolstered with 15 new municipal employees and 13 new RCMP members between 2022 and 2026.

I am proud of the role Council has in building a healthy, welcoming community, but the real champions are the people who live here and make this beautiful city one of the most attractive places to be.



Leonard Krog
Mayor, City of Nanaimo

A large red circle with a white border containing the text "Nanaimo City Council".

Nanaimo City Council



City Hall

City Council is responsible for local government leadership and decision-making. Their responsibilities include establishing and implementing the priorities of the City of Nanaimo as well as overseeing the overall administration of civic business.

The Mayor and Councillors also serve on many committees, boards and advisory groups where they provide strategic input and direction on City initiatives, set budget priorities and advise on regional issues.

Councillors serve on various boards including:

- Regional District of Nanaimo (RDN) Board
- Vancouver Island Regional Library Board
- Nanaimo Port Authority/City Liaison Committee
- Snuneymuxw First Nation Liaison Committee Protocol Agreement Working Group (PAWG)
- Municipal Insurance Association of BC (MIABC)
- Coastal Communities Social Procurement Initiative

Council's Boards and Committees include:

- Advisory Committee on Accessibility and Inclusiveness (ACAI)
- Design Advisory Panel
- Environment Committee
- Finance and Audit Committee (all members of Council)
- Governance and Priorities Committee (all members of Council)
- Mayor's Leaders' Table
- Nanaimo Systems Planning Organization Society (alternate)
- Nanaimo Prosperity Corporation (non-voting member)
- Special District 68 Sports Field and Recreation Committee

Declarations of disqualified Council Members:

No members of Council were disqualified in 2022.



Mayor Leonard Krog
Re-elected October 2022

- PAWG
- RDN Board
- Mayor's Leaders' Table
- Nanaimo Port Authority/City Liaison Committee



Councillor Sheryl Armstrong
Re-elected October 2022

- ACAI
- Mayor's Leaders' Table
- PAWG
- RDN Board
- DAP (alternate)
- MIABC (alternate)
- District 68 Sports
- Field and Recreation Committee (alternate)
- Nanaimo Prosperity Corporation (alternate, non-voting member)



Councillor Don Bonner

- Environment Committee
- RDN Board



Councillor Tyler Brown
Re-elected October 2022

- Design Advisory Panel
- Nanaimo Systems Planning Organization Society
- RDN Board



Councillor Hilary Eastmure
Elected October 2022

- Design Advisory Panel
- Vancouver Island Regional Library Board (alternate)
- Tourism Nanaimo Society (alternate)



Councillor Ben Geselbracht
Re-elected October 2022

- Environment Committee
- MIABC (alternate)
- RDN Board



Councillor Erin Hemmens
Re-elected October 2022

- Coastal Communities Social Procurement Initiative
- Nanaimo Port Authority/City Liaison Committee
- Nanaimo Systems Planning Organization Society (alternate)
- Nanaimo Prosperity Corporation (non-voting member)
- Vancouver Island Regional Library Board
- Design Advisory Panel (alternate)
- RDN Board



Councillor Paul Manly
Elected October 2022

- RDN Board
- PAWG



Councillor Zeni Maartman

- Advisory Committee on Accessibility and Inclusiveness
- Nanaimo Port Authority/City Liaison Committee
- MIABC (alternate)



Councillor Janice Perrino
Elected October 2022

- RDN Board
- PAWG
- Tourism Nanaimo Society



Councillor Ian Thorpe
Re-elected October 2022

- RDN Board
- Mayor's Leaders' Table
- Nanaimo Port Authority/City Liaison Committee
- MIABC
- District 68 Sports Field and Recreation Committee
- Tourism Nanaimo Society



Councillor Jim Turley

- District 68 Sports Field and Recreation Committee
- RDN Board



A Message
from
Jake Rudolph,
CAO

Jake Rudolph, CAO in front of City Hall

In 2022, the City of Nanaimo was named one of the top five metropolitan growth areas in Canada with construction activity topping \$400 million. According to the 2021 census, the fastest growing segment of population growth in Nanaimo has been the 25 to 34 age group, which speaks to the demographic shift to a younger population. The City has responded with new investments in parks, sporting facilities, and active transportation systems. The City is also investing in new organizations to promote economic development, tourism, and to address pressing social issues.

The new City Plan was adopted in 2022, culminating two years of public engagement. The new City Plan integrates land use, transportation, parks, recreation, culture, and numerous other plans and strategies.

City Council also approved a new Downtown Safety Action Plan which includes the hiring of 12 Community Safety Officers and programs to address cleanliness in the downtown and neighbouring green areas.

In 2022, the Mayor's Leaders' Table submitted recommendations to prioritize capital investments and respond to the needs of youth in the community as well as align economic activity with the doughnut philosophy incorporated into the City Plan. The Mayor's Leaders' Table will continue into 2023.

Within the administration, a number of significant business system improvements were underway in 2022 including the new asset management system, groundwork of the new City financial system, an electronic document management system, and improvements to development approvals. The development committee of industry stakeholders continues to work through system improvements, including the implementation of new software.

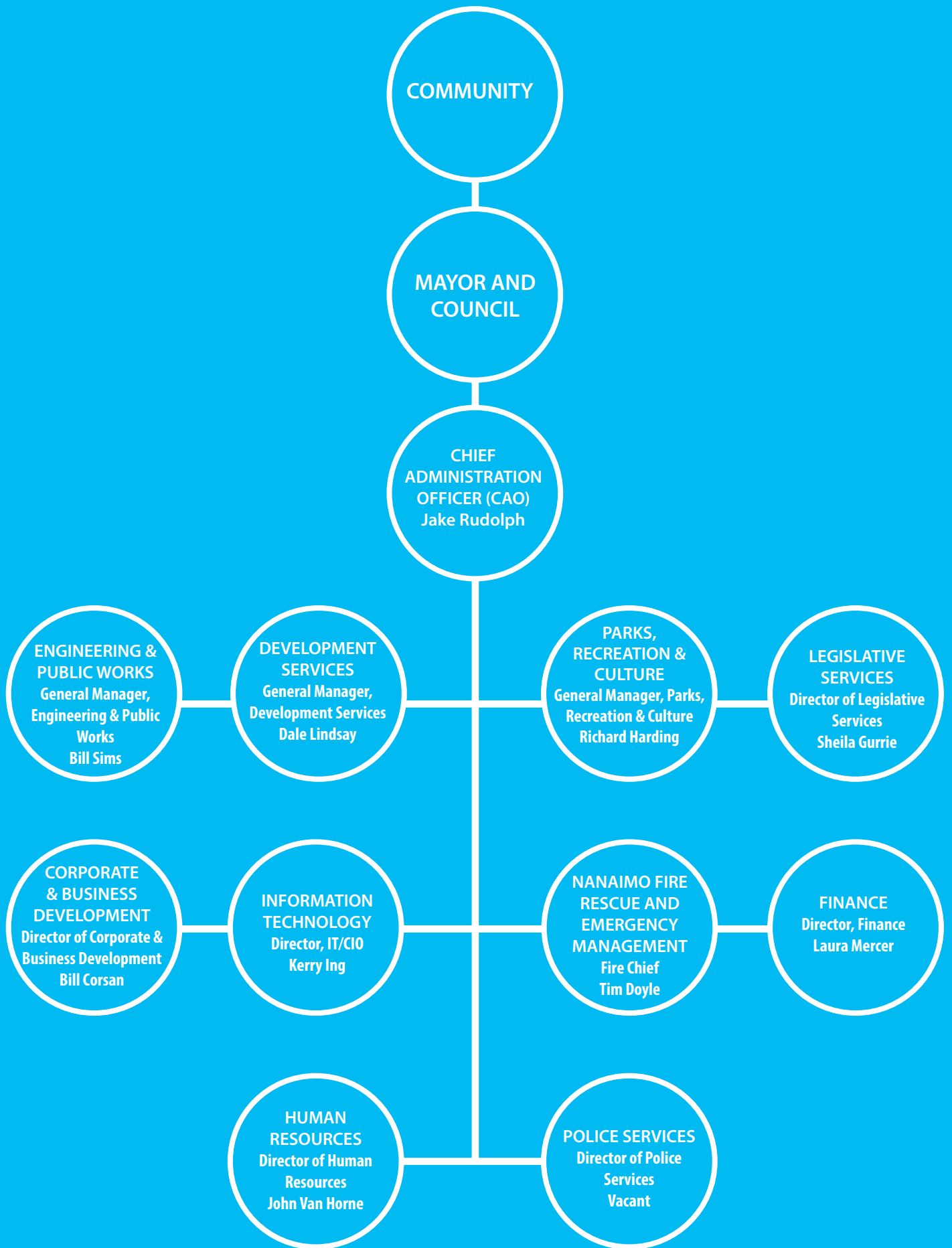
Elections were held in October completing a foundational Council term addressing an array of governance issues within the City. Much was accomplished with the previous Council and many thanks are owed to Council and the administration. With the new Council comes a renewed mandate and work began immediately on the City budget and numerous key priorities, including social disorder, First Nations relations, and growth management, to name a few.

The City of Nanaimo is well positioned to move forward in 2023 with an ambitious work program and goals to achieve the vision set out in City Plan.

Thank you once again for a successful 2022.



Jake Rudolph
CAO, City of Nanaimo





National Day for Truth and Reconciliation

On September 30, Snuneymuxw First Nation, City of Nanaimo and Nanaimo Ladysmith Public Schools held the second National Day for Truth and Reconciliation. This time, events were held in Nanaimo's Stadium District and included an opening ceremony, performances, a renaming ceremony of a sports field with a new hul'q'umi'num' place name and free sport and recreational activities.

Hul'q'umi'num' is the language of the Snuneymuxw peoples. They gave the word, q'unq'inuqwstuxw, to the NDSS community field within the Stadium District.

The word, q'unq'inuqwstuxw (pronounced ki-KIN-ish-TOOK), translates to "return/give back". The word has different meanings within the Snuneymuxw way of being.

In this context, the word has two meanings:

The new name of the field, q'unq'inuqwstuxw, along with the Snuneymuxw artwork by Noel Brown placed at the entrance of the field, is the first step in honouring the Land and is a reminder to give back more than we take from the Land.

In a sports context, q'unq'inuqwstuxw is used in ball games, to ask for the ball back from fellow players.

The new Snuneymuxw artwork and field name bring healing to the Land and its communities – past, present and future, while enhancing the sport and recreation experience within Stadium District for all.





Strategic Priorities

Our vision is...

To be a community that is livable, environmentally sustainable and full of opportunity for all generations and walks of life.

In early 2019, Mayor and Council underwent a planning process with an independent consultant to define their vision and values for their term on council. The 2019-2022 Strategic Plan is the result of that process.

The plan sets out four important strategic themes that represent the values of Council and the community. These pillars are Environmental Responsibility, Governance Excellence, Livability and Economic Health.

Within these priorities are key focus areas to elaborate on the vision, and many action items listed to see that vision through.

As strategic priorities move to an operational level and are accomplished, Council develops new priorities. Council's Strategic Plan provides a clear road map, focusing resources and energies on priority projects and initiatives that benefit the people who live, work, play, visit and invest in our spectacular city.



ENVIRONMENTAL RESPONSIBILITY

We will protect and enhance Nanaimo's natural environment by looking after the community's biological diversity and adapt the way we live, work, recreate and move.



LIVABILITY

We will proactively plan for Nanaimo's growth and focus on community infrastructure to support an inclusive, healthy, safe and desirable place to live.



ECONOMIC HEALTH

We create a vibrant culture of innovation, stewardship and partnership to encourage a diverse and healthy economy now and into the future.



GOVERNANCE EXCELLENCE

We will develop a culture of excellence around governance, management and cost-effective service delivery.

Environmental Responsibility

Departure Bay

Key Focus Areas

1. Take a leadership role and focus on our environmental impact and climate change contributions in our decision-making and regional participation
2. Ensure our community and transportation planning are multi-modal designed to encourage active and public transportation

Environmental Responsibility	2019	2020	2021	2022
▪ Complete Climate Resiliency Strategy		✓		
▪ Recognize climate change and the impact on our community through our plans, strategies, bylaws and actions				
▪ Complete a natural asset inventory and strategy				
▪ Conduct Downtown Mobility Study			✓	
▪ Update Community Sustainability Action Plan				✓
▪ Work with Regional District of Nanaimo to increase the efficiency and effectiveness of public transit services in the City				
▪ Work with the Regional District of Nanaimo and other community organizations to develop food security for the region				

Colour Legend: Green - In Progress Blue - Ongoing Purple - Complete

2022 Highlights

- Supported enhancements to the City's regulatory framework for watercourse protection as part of the development of City Plan: Nanaimo Relmaged.
- Funded the Cool It! Climate Leadership Training Program, which the BC Sustainable Energy Association then delivered to 26 classes (16 elementary and 10 high school) reaching 583 students who collectively completed over 2,800 actions focused on climate change and sustainability.
- Collaborated with Nanaimo-Ladysmith School District 68 (SD68) to support safe and healthy travel to and from school by undertaking an Active School Travel project at Uplands Elementary and a review of the City's School Zone policy.
- Contributed to the Regional District of Nanaimo's (RDN) successful completion of the Transit Redevelopment Strategy. This plan outlines a 5 year strategy to increase transit service by 50%.
- Ran a pilot program in collaboration with the RDN to offer a transit shuttle and bike valet service to special events within the city.

- Planted approximately 200 additional street trees across the city.
- Participated in 25 work party plantings with volunteers in parks and open spaces. Including fruit trees along Bing Kee Trail, Catstream, Linley Valley and Beaufort Park.
- Launched the new Community Watershed Restoration Grant that provides \$20,000 a year to support community environmental restoration projects.
- Awarded a grant of \$175,000 from the Federation of Canadian Municipalities Green Municipal Fund to support a feasibility study on financing deep energy home retrofits in partnership with the Regional District of Nanaimo.
- Installed five public use, dual head Electric Vehicle Charging stations at city-owned facilities.
- Completed upgrades to Morningside Park for salamander habitat restoration and supported riparian and turtle restoration projects at Walley Creek, Diver Lake and Buttertubs Marsh Events
- Reduced greenhouse gas emissions by replacing the failed oil furnace at the Animal Shelter Caretakers House and the failed gas fired furnace at the Boys and Girls Club with heat pumps.
- Provided \$72,600 municipal top-up rebates to support 184 home energy retrofits through the CleanBC Better Homes Rebate Program.
- Energy benchmarked 21 key facilities as part of a voluntary benchmarking and disclosure program run by Building Benchmark BC.
- Secured approximately \$97,000 in grants and incentives for capital renewals that reduced energy consumption and GHG emissions.
- Replaced hot water boiler at Bowen Park with reclaimed boiler from the Community Services Building.
- Monitored energy usage at 11 of our highest usage sites allowing for staff to monitor usage and efficiently follow up with anomalies. It also provides real world reporting on the effectiveness of infrastructure initiatives and the impact on utility needs, including fossil fuel consumption.
- Implemented recommendations from the Natural Area Assessment Program at Westwood Lake and Bowen Parks with large scale removal of hazard trees and invasive species as well as the replanting of native drought tolerant trees and under story vegetation.
- Focused on Hogweed and Knotweed removal on public lands as part of the invasive species management program.
- Worked with the BroomBusters on the removal of Scotch Broom from public lands.
- Collaborated with volunteers to remove invasive plant species from several locations.
- Held the annual Invasive Plants Awareness month with events that include invasive plant removal work parties and an invasive plants drop zone where residents can dispose of invasive plants they have removed from their yards.
- Completed more than 25 sustainable opportunities through the Sustainable Procurement Policy.



Concrete chamber built for Seabold Drainage project

- Completed the Seabold Drive and Ptarmigan Way Drainage Upgrade project to mitigate flooding during major storm events that has occurred in north Nanaimo. This project takes into account the increased rainfall our region is seeing through climate change.
- Completed a feasibility study and Climate Lens report for major mechanical upgrades at the Nanaimo Aquatic Centre.
- Completed Millstone River Floodplain Mapping Update to develop the hydrologic and hydraulic models used to create the floodplain mapping between East Wellington Rd and the river's outlet with consideration of increased flows from climate change.
- Identified and repaired major water loss at Beban pool, saving thousands of litres of water.
- A new app was created to help track invasive plant work party sites for pick up of plant debris and piloted by the BroomBusters.
- Purchased one electric car and one electric ice resurfacer.
- Continued work to reduce water use for the irrigation of sports fields by utilizing the Weather Station to automatically control watering levels through the central control system.
- Flushed and cleaned 49 kms of sanitary sewer main, reducing plugged mains and overflows to the environment.
- Flushed and cleaned 923 m of storm drain main, reducing overflows and flooding damage.
- Upgraded lighting in Nanaimo Aquatic Centre and Bowen Recreation Centre with new LED lighting to provide safer, brighter recreation spaces that decrease energy used for lighting approximately 30 per cent at NAC, and 40 per cent at Bowen Recreation Centre.



New, more efficient boilers installed in NAC



Millstone River floodplain analysis

▶ SHOW ME MORE!



This video, titled **An Earth Day message from Mayor Leonard Krog 2022**, shows Mayor Krog sharing an Earth Day message, explaining the importance of trees and announcing the City's participation in a national tree planting relay. Use the QR code to watch the video.



Free community shuttle to Canada Day festivities



Free bike valet at Canada Day festivities

Performance Metrics

Measure	2021	2022
Tree Vouchers sold through annual Tree Voucher program (funded by tree replacement cash-in-lieu payments)	1,339	1,303
Tree removal permits	146	132
Waste Diversion rate from regional landfill	65%	64%
Curbside collection solid waste (kg per household)	Garbage 220 kg/hh Recycling 125 kg/hh Organics 279 kg/hh	Garbage 225 kg/hh Recycling 125 kg/hh Organics 275 kg/hh

Governance Excellence

City Hall

Key Focus Areas

3. Ensure we are structured and resourced for innovative, expeditious and high quality decision making and action
4. Focus on targeted advocacy with other levels of government to support our strategic goals and long term interests as well as the health and safety of those in our community

Governance Excellence	2019	2020	2021	2022
<ul style="list-style-type: none"> ▪ Implement a new model of governance that allows Council to participate in an enhanced decision making process 	✓			
<ul style="list-style-type: none"> ▪ Undertake a review and update Council Policies and Bylaws 				
<ul style="list-style-type: none"> ▪ Continue to work with Snuneymuxw First Nation through the Protocol Agreement Working Group to address issues and topics of mutual interest 				
<ul style="list-style-type: none"> ▪ Enhance stakeholder relations with the Nanaimo Port Authority, School District 68, the Greater Nanaimo Chamber of Commerce and the Regional District of Nanaimo 				
<ul style="list-style-type: none"> ▪ Seek grant funding opportunities from the Federal and Provincial government for capital projects 				
<ul style="list-style-type: none"> ▪ Advocate to the Federal and Provincial governments to take responsibility for mental health, affordable housing and social disorder issues 				
<ul style="list-style-type: none"> ▪ Undertake a review of civic facilities to prioritize and plan for necessary upgrades, expansion and/or replacement 				

Colour Legend: Green - In Progress Blue - Ongoing Purple - Complete

2022 Highlights

- Administered the 2022 Municipal Election, including training 200+ staff, overseeing 12 voting locations across the City and implementing a get out and vote campaign.
- Council adopted a new Code of Conduct Bylaw and Ethics Commissioner Establishment Bylaw, to support responsible conduct by elected and appointed officials. Council also adopted a new Oath of Office Bylaw to establish the oath or solemn affirmation of office for Mayor and Councillor that embeds the foundational principles of integrity, accountability, respect, leadership and collaboration contained in the Code of Conduct Bylaw.
- Worked alongside Snuneymuxw First Nation and Nanaimo Ladysmith Public Schools to jointly plan and host a commemoration event for the second National Day for Truth and Reconciliation on September 30 at the Stadium District.

- Council adopted a new Officer Designation and Delegation of Authority Bylaw that streamlines municipal decision making on more routine responsibilities of Council and an Appeals Procedure Bylaw that provides a consistent process when matters that have been delegated to staff are to be reconsidered by Council.
- Council established a new Neighbourhood Association Supports Policy which outlines the organizational criteria for Neighbourhood Associations and formalizes the supports that are provided to those associations.
- Council adopted a Development Approval Information Bylaw to support the implementation of the City Plan: Nanaimo Reimagined and ensure the impacts of development on the community are appropriately considered and the approval process is streamlined with clear direction on the information submission requirements.
- Council adopted Zoning Bylaw amendments to support the implementation of City Plan: Nanaimo Reimagined. Included were Development Permit Area guidelines, exemptions, and related definitions, along with a limited number of additional amendments for Zoning Bylaw consistency with City Plan.
- Began a three year partnership with MABRRI/VIU and two local governments in the mid Island: Regional District of Nanaimo and Municipality of North Cowichan to complete an Ecological Accounting Process (EAP) for natural assets. EAP is a methodology and set of metrics that help local governments make the business case to operationalize maintenance and management of natural assets, such as stream corridors. This collaboration will help ensure that training and expertise is retained within the university and can be continually developed. It also supports local governments with internal capacity, rather than exporting knowledge to consultants.
- Council adopted a School Site Acquisition Charge Bylaw and developed administrative procedures to support the collection of School Site Acquisition Charges on behalf of Nanaimo Ladysmith Public Schools.
- Supported the implementation of the Building Permit Function review, including the implementation of a new Fast-track Tenant Improvement building permit stream as recommended by the Joint Building Permit Advisory Working Group.
- Completed Requests for Proposals for several city wide contracts, reducing overall time and resources toward multiple projects, and provide consistent contractor savings. Service contracts include, Alarm Systems. (Security and Fire alarm), Graffiti removal, Electrical, Painting, Custodial Supplies and Pool Chemicals, and Fire Services (fire extinguishers, suppression).
- Removed three high energy consuming boilers from NAC and replaced them with two high efficiency boilers, reducing GHG emissions while providing adequate heating for the facility.
- Renovated the kitchen and created an accessible washroom and accessible ramp at Beacon House Community Centre on Protection Island.
- Worked with several city departments to ensure the successful completion of the Serausmen Stadium project before the baseball season started.
- Completed condition assessments at remaining major recreation, culture, and civic facilities which identified opportunities for renewal and improved efficiencies.
- Formally implemented a Remote Work Arrangement policy for staff, which included standards for Privacy, Information Security and Health and Safety to ensure consistent standards regardless of work location.
- Had a record year for recruitment, finishing with 165 separate job competitions (previous record was 139).
- Achieved statutory completion of the 2022-2026 Financial Plan Bylaw, 2022 Property Tax Rates Bylaw, 2021 Annual Financial Statements, and 2021 Statement of Financial Information Report.

- Began implementation of new budgeting software - UNIT4. The goal of the new software is to improve the efficiency of budget development, management and reporting processes.
- Improved information for Traffic Signal asset class for more accurate and effective Asset Management Planning.
- Began the process of updating the Asset Management Plan and 20 Year Investment Plan in collaboration with all City departments and the Asset Management Steering Committee for presentation to Council in June 2023.
- Completed a Utility Rate Review on the water and sewer utilities. This review looked at the financial sustainability of the two utilities as well as possible improvement to the rate structures. All recommendations were adopted by Council.
- Implemented the Contracts module in the e-procurement platform, bids&tenders.
- Completed the Electronic Document and Records Management System's (EDRMS) pilot project and implementing records management governance to organization in 2023 and 2024.
- Council approved a Records Management Clerk position to assist with the EDRMS project.
- Designed new online forms for residents to authorize and request changes to their property accounts.

- Began the process of the digitalization of Cemetery Records using optical character recognition (OCR) technology so that Cemetery records can be easily searched and added to electronic Cemetery records.
- Increased the city's cybersecurity defenses and preparedness by updating the incident response plan and participated in the Federal Government's CitySecure self-assessment and security posture review.
- Transformed existing financial, Human Resources and community development systems by selecting new software systems for enterprise resource planning (ERP) and development permitting.
- Completed integration of CAO's office and IT department records into the new Electronic Document Records Management System (EDRMS), Laserfiche.
- Presented at the Association of Records Managers and Administrators Canada Information Conference, providing an overview to the City's Records Management Project journey.
- Completed MoESS Edition No.14 to deal with a small number of important adjustments to some critical aspects, in particular geotechnical requirements and seismic considerations with minor adjustments to refine some of the transportation elements.




Election I Voted sticker in front of City Hall

▶

SHOW ME MORE!


#NanaimoVotes Election 2022 - Fake Movie Trailer (CITY OF NANAIMO)

OCTOBER 15, 2022



CITY OF NANAIMO PRESENTS #NANAIMOVOTES; A TIME TO VOTE PRODUCTION
GENERAL VOTING DAY ON SAT, OCT 15, 2022 8AM TO 8PM
VOTE AT VARIOUS LOCATIONS AROUND NANAIMO. MORE DETAILS AT:
WWW.NANAIMO.CA/ELECTIONS

This video, titled **#NanaimoVotes Election 2022 - Fake Movie Trailer**, was part of the City's 2022 Municipal General Election get out and vote campaign. Use the QR code to watch the video.





2022-2026 Nanaimo City Council on the night of their inaugural meeting

Performance Metrics

Measure	2021	2022
Council, Governance and Priorities meetings	54	44
Committee meetings	31	23
Freedom of Information requests	302	237
Liability claims processed (opened and closed)	73	107
Privacy Impact Assessments initiated	21	25
News Releases issued	133	124
My Nanaimo This Week eNews published	51	51
Informational/Awareness videos produced	26	38
Permit processing time for Single Dwelling	7.9 weeks	6.8 weeks
Processing time for Rezoning	38 weeks	31 weeks
Number of purchasing files opened for new or renewed contracts	403	478
Number of invoices processed by Accounts Payable	21,891	22,530



Livability

Stadium District

Key Focus Areas

5. Support the provision of affordable and accessible housing for all our community needs
6. Proactively address social disorder issues, enhance public safety and advocate for support to ensure our community is a safe place for all people to live, work, play, create and learn
7. Improve opportunities for active transportation in order to encourage a healthy, connected and environmentally responsible community

Livability	2019	2020	2021	2022
Undertake a coordinated review of the Official Community Plan; Parks, Recreation and Culture Master Plan; and Active Transportation Plan				
Implement the Affordable Housing Strategy (short term rentals and adaptable housing regulations)				
Adopt an age-friendly City plan to support Nanaimo being recognized as an Age Friendly British Columbia (AFBC) Community				
Support arts, culture and recreation as an integral part of everyday life				
Continue to ensure our facilities and programs are safe and accessible to all peoples in our community				
Update the Water Supply Strategy				
Complete and update the Fire Service Delivery Plan				
Work with the RCMP in setting annual policing priorities and responding to emerging community safety issues				
Work with the RCMP, Bylaw Services, community and neighbourhood block watch programs to reduce social disorder issues and enhance public safety				
Support the work and implement the recommendations of the Health and Housing Task Force to address the health and housing crisis in our community				

Colour Legend: **Green** - In Progress **Blue** - Ongoing **Purple** - Complete

2022 Highlights

- Adopted City Plan: Nanaimo Reimagined to guide the City's evolution over the next 25 plus years. The Plan serves as Nanaimo's: Official Community Plan (OCP); Parks, Recreation, Culture and Wellness Plan; Active Mobility Plan; Transportation Plan; Climate Action and Resiliency Plan; Accessibility and Inclusion Plan.
- Implemented the Downtown Nanaimo Safety Action Plan, which included the hiring of 12 Community Safety Officers, two full-time sanitation clean teams, seasonal park attendants, and the development of the Vandalism Relief Grant.
- Celebrated the 40th Anniversary of the LIT / Quest youth volunteer program. Since 1982 an estimated 3,560 youth have participated in the program and over 225,000 volunteer hours have been contributed. The celebration included speeches, refreshments and activities to recognize the important contributions made to the community through this program.
- Installed accessible and inclusive playground equipment for ages 2- 5 years as part of second phase of the Maffeo Sutton Park inclusive playground. Includes approximately 80sq metres of rubber surfacing, specialised accessible play equipment including wheelchair accessible swing, Snuneymuxw First Nation carved play canoe, natural play area and native plantings.
- Kicked off the Building Safer Communities project, which focuses on the development of a youth resiliency strategy to support and enhance upstream programming and services for children, youth and families. This project is funded by a four-year grant of \$1.8 million dollars from Public Safety Canada.
- Implemented the Leisure Economic Access Pass (LEAP) program review recommendations with the goal to reducing barriers and increasing participation.
- Delivered an integration program through a partnership with Ministry of Children and Family Development to support children with diverse abilities in mainstream summer camp programs.
- Received a grant of \$625,000 from Round Two of the Strengthening Communities program to support a breakfast program for the unhoused, winter warming centres, homeless outreach services, and to lease a vehicle for the Community Policing Program.
- Worked with stakeholders to develop a concept plan for a redesigned Commercial Street.
- Commenced the preparation of the Integrated Action Plan, which is the library of actions the City will endeavor to complete to implement City Plan policies.
- Continued to implement the City's Memorandum of Understanding with BC Housing by supporting BC Housing with rezoning, development permit and building permit processes to develop four purpose built permanent supportive housing developments for people experiencing or at risk of homelessness.
- Adopted a Neighbourhood Association Supports Policy to improve governance and support for neighbourhood groups and their engagement with the City.
- Acquired 11.88 acres of land to support a range of City projects including parkland expansion, downtown revitalization and enhanced road/trail connectivity.
- Provided a 30-year lease to Loaves and Fishes for a new food distribution warehouse at 1861 East Wellington Road.
- Established the Nanaimo Systems Planning Organization Society (SPO) with the formation of the Board and recruitment of an Executive Director. The SPO is tasked with implementing the 2021 Health and Housing Action Plan and working collaboratively with those in the health and housing sectors to deliver a coordinated response to address homelessness in Nanaimo.
- Installed an accessible beach mat at Departure Bay. The mat provides access to the water and rest/picnic areas for wheelchair users and the mobility impaired.
- Installed misting stations at Maffeo Sutton Park to assist members of the public in escaping the heat.
- Installed the following accessible amenities at Diver Lake Park in partnership with Adaptive Sport BC: accessible pit toilet, picnic table and bench.
- Completed a variety of trails projects including replacement of Westwood Lake bridge #8, renewal of Wardropper Park stairs, construction of new stairs at Beacon House on Protection Island, renewal of Amsterdam Trail and construction of new trail leading to outdoor classroom at Wardropper Park.
- Updated the Nanaimo Community Heritage Register with six buildings.
- Replaced the curtain in the gymnasium at Oliver Woods Community Center to eliminate lighting issues for user groups.



Site prep (rapid impact compaction) for Midtown Gateway project

- Opened a temporary warming centre at Beban Park in cooperation with several emergency services during extremely cold weather conditions in December.
- Organized and/or supported major in-person community events. These included the National Day for Truth and Reconciliation, Canada Day, Marine Festival, the Silly Boat Regatta, the Big Band Music Festival, the Blues Festival, the Dragon Boat Festival, Nanaimo Pride, the VIEx and more.
- Held the annual Concerts in the Park series with 11 different acts performing in seven City parks between May and August.
- Purchased Sea Bed by Peter Achurch (2020) as a permanent part of the City's public art collection. Seabed is a large scale hand weaving located in the lobby of the Vancouver Island Conference Centre.
- Removed the \$1 admission sessions for the annual Winter Wonderland Event making all sessions free to the public including skate and helmet rentals.
- Developed a plan to accommodate existing RCMP space challenges in the Detachment at 303 Prideaux Street. In addition, a long term vision for a new detachment was developed for the existing site.
- Fulfilled round one of the Strengthening Communities (\$2.5 million) funding initiatives including support to a shower program for the unhoused, downtown clean-up initiatives, portable toilets in key locations, as well as temporary housing units with supports for unhoused Snuneymuxw community members.
- Amended the Zoning and Business Licence Bylaws to regulate short term rental accommodations, and short term rental operator guide was completed to increase access to market rental units for longer term tenants.
- Received a grant of \$30,000 to complete an Extreme Heat Risk Mapping and Assessment to support the City's emergency management and extreme weather response efforts for vulnerable populations.
- Purchased new fire trucks with Idle Reduction Technology and new wildfire truck
- Completed EMR training year three of six for firefighters.
- The Nanaimo RCMP Mental Health Liaison Officer – Car 54 attended 299 files.
- Captured new Oblique aerial photography and embedded within online mapping system for staff to observe detailed land imaging without having to travel to the field.
- Implemented a new broadband fibre hub for city communications at the new Fire Hall #1.
- Implemented pedestrian improvements in the Departure Bay School Zone.
- Implemented traffic calming measures along Entwhistle Drive and Laguna Way.
- Installed a number of accessibility improvements such as Guardian Wave and tactile surface indicators at nine intersections along Hammond Bay Road, Departure Bay Road, Uplands Drive, Townsite Road, Comox Road and Victoria Road.
- Completed upgrades (new tile, painting, and signage) to Beban Park Pool.
- Improved the crosswalks located on Departure Bay Road at Barons Road, Fitzwilliam Street at Selby Street, Applecross Road at Calinda Street, Franklyn Street at Selby Street and Townsite Road at Holly Avenue.
- Refurbished the Fire Training Centre.

- Completed construction of the new Fire Station #1.
- Improved the Pedestrian connections on the Trans Canada Highway between Cranberry Avenue and 12th Street, and on Departure Bay Road between Highway 19A and Highland Boulevard.
- Completed Metral Drive Complete Streets Phase 2, between Turner Road and Aulds Road. The project aims to increase the safety and comfort for people who walk, bike, take transit, and drive while ensuring that utility upgrades within the project area are completed.
- Completed Phase 1 of the Albert/Fourth Street Complete Streets project, which will see the continuation of on-street cycling facilities between the Downtown Mobility Hub and Vancouver Island University Mobility.
- Continued to offer street banner, Poet Laureate and temporary public art programs.
- Created a Traffic Impact Assessment Guideline for development projects to reflect the goals and visions within City Plan and provide applicants with clear and predictable expectations.
- Completed final ground improvements for the Midtown Gateway transportation improvements. This included the removal of the preload material which had been in place for several years and completion of the final round of ground consolidation utilizing rapid impact compaction.
- Completed a detailed road condition survey to calibrate and update asset management model for asphalt roadways.
- Coordinated with the Municipal Insurance Association of BC (MIABC) to deliver liability risk assessments of the Departure Bay Beach Accessibility Ramp, Nanaimo Curling Club and the Stadium District in order to identify potential risks and find areas for safety and improvement.
- Hosted a regional seminar, Managing Risk for Local Government – Physical Assets, in coordination with MIABC and public works. The seminar was open to all neighboring municipal governments.
- Conducted an annual test of Voyent Alert!, the City's emergency alert system.
- Implemented a public education campaign during the City of Nanaimo's Emergency Preparedness month in October.
- Engaged new contractor for graffiti removal across all City departments for more effective response and more consistent service delivery.
- Added vinyl wraps to all new and renewed utility cabinets, showcasing local artists and improving the visual appeal at these locations.

Performance Metrics

Measure	2021	2022
New sidewalks	4.13 km	4.6 km
New cycling routes	4.79 km	4.1 km
Calls for police service	48,065	45,513
Fire response time targets are: - First apparatus within 6 minutes 90% - Multiple apparatus within 10 minutes 90%	First apparatus: 73.4% Multiple apparatus: 95.1%	First apparatus: 74.1% Multiple apparatus: 93.1%
Fire incident responses	7,487	9,873
General Bylaw: Number of calls	5,645	4,627
Community Safety: Number of calls (new in 2022)	-	2,378
Total nuisance complaints received	17	22
ECC Activations	1 (COVID-19 pandemic)	1 (Cold weather)
ECC Exercises	1 (virtual table top)	1 (EOC tabletop)
ESS Callouts	7 (City of Nanaimo) 11 (Provincial support)	12 (Provincial support)
ESS Volunteer Hours	451	245
Water service leaks	47	65

 **SHOW ME MORE!**



This video, titled **LIT 40th Anniversary video**, shows how the Leaders in Training program began 40 years ago. Use the QR code to watch the video.



New Community Safety Officers



Accessible beach mat on Departure Bay beach



Winter Wonderland free community skating event



Play On! street hockey tournament



Canada Day community festivities



Water main tie-in

Moonlight sparkles
on still waters.
a long forgotten song



#HIDDEN
MESSAGES





Economic Health

Opening night of the 2022 Commercial Street Night Market

Key Focus Areas

- 8. Have Downtown recognized as a livable and desirable heart of our community
- 9. Focus on business retention and expansion; and, position Nanaimo as the best place to grow a business with a focus on businesses that align with our strategic direction
- 10. Continue to increase opportunities for residents to access our waterfront and natural environment

Economic Health	2019	2020	2021	2022
<ul style="list-style-type: none"> ▪ Identify and implement the most appropriate economic development model for Nanaimo 		✓		
<ul style="list-style-type: none"> ▪ Complete an Economic Development Strategy 		✓		
<ul style="list-style-type: none"> ▪ Continue to work with tourism sector (i.e. Nanaimo Hospitality Association, Tourism Nanaimo, Vancouver Island Conference Centre) to increase tourism in Nanaimo 				
<ul style="list-style-type: none"> ▪ Complete feasibility work and conceptual design for on-beach options for the Departure Bay Waterfront Walkway 		✓		
<ul style="list-style-type: none"> ▪ Construct an interim walkway around One Port Drive 	✓			
<ul style="list-style-type: none"> ▪ Develop City property at One Port Drive 				
<ul style="list-style-type: none"> ▪ Implement improvements in the downtown core to increase pride of place, stimulate the economy and address public safety concerns 				
<ul style="list-style-type: none"> ▪ Council advocate for a fast ferry service, or other forms of transportation improvements, for connectivity 				

Colour Legend: Green - In Progress Blue - Ongoing Purple - Complete

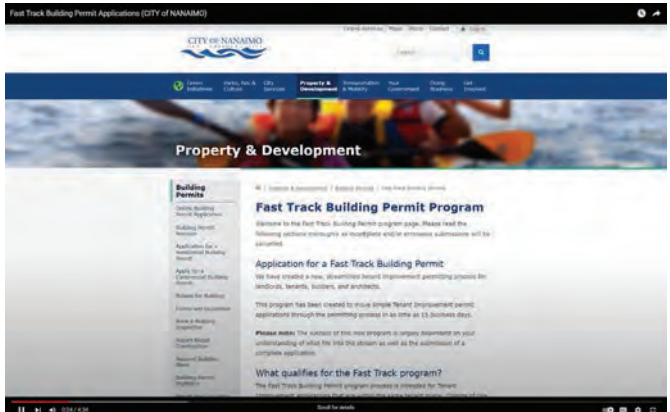
2022 Highlights

- Awarded the bid for 55+ games scheduled to take place in 2025 and expected to make an economic impact of over \$7.6 million.
- Established the Tourism Nanaimo Society with the formation of the board and confirmation of an executive director to steer the organization. The focus on year one centered on destination marketing, development of a business and meetings strategy, a sports tourism strategy and collaborative initiatives with the Nanaimo Hospitality Association.
- Established the Nanaimo Prosperity Corporation with the recruitment of board members, the engagement of an executive director and development of a new strategic plan aligned with the City Plan and the Economic Development Strategy.


- Issued building permits with an approximate total construction value of \$410 million. This was the second highest annual permitted construction value for Nanaimo and included 1,370 new residential units.
- Collaborated with Tourism Nanaimo to successfully host Play On Canada! - a street hockey tournament with 33 local and out of town teams with 266 players which played out in the downtown core with festival and final games in Maffeo Sutton Park.
- Prepared the annual "State of the Economy" report which highlights the strengths of the local economy.
- Completed more than twenty-five sustainable opportunities under the Sustainable Procurement Policy.
- Entered a partnership with the Comox Fire Rescue Live Fire.
- The Vancouver Island Emergency Response Academy (VIERA) became the first academy to receive approval for online evaluations and invited to present at International Conference. Nominated for a Pro Board Award for Innovation.
- Delivered new Hazardous Materials program through VIERA.
- Updated to new standard for seven programs in VIERA and applied for new Trench Rescue accreditation.
- Renovated Serauxmen Stadium grounds with the complete replacement of a dirt infield and renovation of outfield turf in time for the inaugural home opener of the Nanaimo Night Owls West Coast League baseball team.

▶

SHOW ME MORE!



This video, titled **Fast Track Building Permit Applications**, shows the step-by-step method of applying for a fast track building permit. Use the QR code to watch the video.





Firefighter training



View from the stands at Serauxmen Stadium



New development on Salar Drive



New Marriott Courtyard Hotel under construction

Performance Metrics

Measure	2021	2022
New Home-Based Business Licences issued	508	408
New Inter-Community Business Licences	190	185
New Non-Resident Licences	199	174
Total number of new Business Licences issued	1,156	1,092
Total Acquisitions	14 properties 55.9 acres	22 properties 14.53 acres
Dispositions	4 properties 0.76 acres	2 properties 2.93 acres
Leases	7 disposals (including 5 renewals)	1 renewal
Encroachment agreements	7 completed	8 completed
Permits issued (Works in City Streets + Fill Permits)	67	87
New Single Dwellings	221	144
Total New Dwellings	685	1,370
Total Annual Construction Value	\$271,937,129	\$410,342,456
Civil Infrastructure Value from Development	\$3,335,050	\$4,893,009



City Plan: Nanaimo Relmaged

Learn more and
download City Plan



Great cities aren't created by accident. They are built by residents collectively creating a vision and road map for their City's future.

After two years of consultation with thousands of members of the community during the REIMAGINE NANAIMO process, Nanaimo City Council adopted a new Official Community Plan (OCP), City Plan: Nanaimo Relmaged.

City Plan is a comprehensive approach to community planning that goes beyond the minimum requirements of a standard OCP. It will also serve as the City's Parks, Recreation, Culture and Wellness Plan; Transportation Plan; Activity Mobility Plan; Climate Action and Resiliency Plan; and Accessibility and Inclusion Plan.

The plan's content is guided and structured around the following five goals:

- **A Green Nanaimo** – Resilient and Regenerative Ecosystems
- **A Connected Nanaimo** – Equitable Access and Mobility
- **A Healthy Nanaimo** – Community Wellness and Livability
- **An Empowered Nanaimo** – Reconciliation, Representation and Inclusion
- **A Prosperous Nanaimo** – Thriving and Resilient Economy

Implementation of the goals will be supported by two key documents, an Integrated Action Plan and a Monitoring Strategy.

The Integrated Action Plan will bring together many short term, ongoing and long term projects and programs to implement the new City Plan. The Monitoring Strategy will use key indicators to track progress towards the goals.

▶ SHOW ME MORE!



This video, titled **Our Future Starts Here - REIMAGINE NANAIMO Phase 3**, introduces the final phase of the REIMAGINE NANAIMO process where public input was sought on the draft City Plan. Use the QR code to watch the video.





A graphic consisting of a large purple circle containing the text 'Financial Section'. This circle is partially overlapped by a larger, semi-transparent blue circle. A white curved line starts from the top left and arcs across the page towards the bottom right.

Financial Section

Report from Director of Finance

Management Report

Independent Auditor's Report

Financial Statements

Looking Forward: 2023-2027 Financial Plan





Report from Director of Finance

Maffeo Sutton Park

2023-MAY-12

Mayor and Council

City of Nanaimo

It is my pleasure, on behalf of the Finance Department, to present the Annual Financial Report for the fiscal year ending December 31, 2022 for the City of Nanaimo. The following discussion and analysis provides information in support of the audited 2022 Financial Statements and is intended to enhance understanding of the economic resources and obligations of the City.

The purpose of this report is to publish the Financial Statements and Auditors' Report for the City of Nanaimo pursuant to Section 167 of the *Community Charter*. The preparation and presentation of the financial statements and related information in the 2022 Annual Report is the responsibility of the management of the City. These statements have been prepared in accordance with generally accepted accounting principles for Local Governments as recommended by the Public Sector Accounting Board of the Chartered Professional Accountants of Canada and the Provincial Ministry of Community, Sport and Cultural Development. The City

of Nanaimo maintains a system of internal accounting controls designed to safeguard the assets of the corporation and provide reliable financial information.

The External Audit

The audit firm of KPMG LLP was appointed by Council and is responsible for expressing an opinion as to whether the Financial Statements, prepared by management, fairly present the financial position of the City of Nanaimo and the results of its 2022 operations. The auditor is responsible for advising management and the Finance and Audit Committee of any control or operational items that may have been identified during the audit procedures. The auditors have given an unqualified audit opinion on the City's financial statements and these 2022 Audited Financial Statements were presented to and accepted by Council.

Financial Overview

The City is committed to effective stewardship of financial resources to ensure sustainable service delivery for current and future residents and businesses. Strategies include annual funding allocations to reserves to support the City's strategic goals and address long-term infrastructure requirements.

Statement of Financial Position (in 000's)

	2022 Actual	2021 Actual	Change
Financial Assets	\$ 317,471	\$ 304,628	\$ 12,843
Liabilities	195,605	192,307	3,298
Net Financial Assets	121,866	112,321	9,545
Tangible Capital Assets	809,587	781,555	28,032
Inventories of Supplies	2,446	2,041	405
Prepaid Expenses	1,903	1,784	119
Non-Financial Assets	813,936	785,380	28,556
Accumulated Surplus	\$ 935,802	\$ 897,701	\$ 38,101

A key indicator in assessing the health of a local government is its Net Financial Assets. This is a measurement of the available financial resources that the City has to finance future operations.

In 2022, the City's net financial assets increased by \$9.5 million, resulting in a net financial asset position of \$121.9 million.

The City's non-financial assets increased by \$28.6 million in 2022, bringing the total close to \$814 million. The increase is the net result of capital addition of physical assets in the year, offset by disposals and amortization.

The City's overall financial position improved by \$38.1 million, with accumulated surplus totaling \$935.8 million for 2022. Overall, the City continues to maintain a strong financial position.

Investment Portfolio

Cash and Investments (in 000's)

	2022 Actual	2021 Actual	Change
Cash and Cash Equivalents	\$ 118,485	\$ 158,712	\$ (40,227)
Temporary Investment	171,942	122,526	49,416
Cash and Investments	\$ 290,427	\$ 281,238	\$ 9,189

It is the policy of the City of Nanaimo to invest City funds in a manner that will provide the optimal blend of investment security and return while meeting the daily cash flow demands of the City and complying with the statutory requirements of the Community Charter.

At the end of 2022, the City's cash and investments totaled \$290.4 million. Investment income increased in 2022, from \$3.1 million to \$5.7 million as a result of interest rates rising to the highest levels in almost 15 years. With yields substantially increasing in 2022, the City has shifted the investment focus from short-term instruments to longer term offerings based on cash flow need. The average balance held in external investments for 2022 was \$232 million which produced a rate of return on the investment of 2.42 per cent. When blended with the cash held on hand, the average rate of return on investments was 2.37 per cent.

Trusts and Reserves

Reserve Balances (in 000's)

	2022 Actual	2021 Actual	Change
Operating Reserves	\$ 91,636	\$ 89,723	\$ 1,913
Statutory Reserve Funds	81,856	75,372	6,484
Development Cost Charge Funds	65,416	60,615	4,801
Total Reserve Balances	\$ 238,908	\$ 225,710	\$ 13,198

The City is committed to sustainable, prudent and transparent management of financial resources used to provide valued community services and has created a Reserve Policy to govern the development, maintenance of use of City reserves.

The City holds a number of trust funds that represent monies on deposit for particular purposes. During 2022, the trust, or statutory, fund balances increased from \$75.4 million to \$81.9 million. As well, the City's Operating Reserve balances increased to \$91.6 million.

The City collects Development Cost Charges (DCCs) from developers to offset some of the infrastructure expenditures to service the needs of new development. The DCCs fund balance at the end of 2022 was \$65.4 million, which is an increase over the balance of \$60.6 million at the end of 2021.

These funds will support the City's Capital Program and fund growth-related infrastructure projects necessitated by increased development and the resulting population growth in the community.

Debt

The Community Charter (Section 174) imposes a limit to the amount a municipality may borrow. This is called the Liability Servicing Limit. The Liability Servicing Limit is defined as 25% of municipality's controllable and sustainable revenues for the year. In 2022, the City's liability serving limit was \$51.7 million and the annual liability servicing cost was \$7.2 million. The remaining liability servicing capacity of \$44.5 million represents the amount of addition annual debt serving costs the City could incur.

Outstanding long-term debt at the end of 2022 was \$41.3 million. This equals approximately \$397 per capita, which is a decrease of \$54 per capita from 2021. In 2022, the City borrowed \$280,269 to fund the construction of Fire Station No. 1 and this was the final borrowing for the project.

2022 Operating Results

Statement of Operations (In 000's)

	2022 Budget	2022 Actual	2021 Actual	Change
Revenues	\$ 233,784	\$ 226,163	\$ 210,374	\$ 15,789
Expenses	211,631	188,062	180,909	7,153
Annual Surplus	\$ 22,153	\$ 38,101	\$ 29,465	\$ 8,636

The Financial Statements presented include the 2022 results of the City's General Revenue Fund, Sewer Utility, Waterworks Utility and Reserve Funds. From a financial perspective, 2022 resulted in a surplus.

Revenues for the year totaled \$226 million, an increase of \$15.8 million over 2021. Increased property tax revenue and strong development-related revenues due to continuing growth in the community contributed to the increase. In addition, investment income increased substantially with the continued rise in interest

rates. City revenues combined with additional funding from City reserves covered operating costs of \$188 million and capital additions of \$57.3 million. The largest drivers of the increase in 2022 expenses were wages and benefits and contracted services. Wages and benefits relating to public safety increased with the addition of 12 Community Safety officers, Two, two-person Community Clean Teams and seven police services support positions. As well, six other positions were added to the remaining departments throughout the City.

General Fund

The City's General Revenue Fund is the primary fund for most municipal services including Police, Fire, Parks and Recreation, Engineering and Public Works, and Community Development. The City's General Revenue Fund ended the year with a surplus of \$8.5 million, primarily due to vacant positions, and higher than anticipated investment income and building permit revenue.

General Revenue Fund revenues for the year totaled \$188 million, which combined with additional funding from City Reserves, covered operating costs of \$165 million and capital additions of \$33.4 million. The key projects for the year included:

Project	Amount
Fire Station #1	\$ 5,431,813
Metral Drive Complete Street Corridor Project	\$ 4,300,709
Fire Fleet Replacement – 3 Apparatus/vehicle	\$ 2,217,451
Property Acquisition – Various Locations	\$ 2,169,193
Stadium District Improvements	\$ 1,665,414
Fourth and Albert Complete Streets Project	\$ 1,379,436

Utilities

The City operates two major utilities, which are funded from user fees.

The Sewer Utility includes over 695 kilometres of pipes for the collection and transmission of sewerage to the Greater Nanaimo Pollution Control Centre (GNPCC). During 2022, the utility collected and conveyed sewerage from approximately 27,739 households and commercial customers.

The Sewer Utility Fund ended the year with an operating surplus of \$224,302. During 2022, sewer revenues of \$9.5 million supported operations at a cost of \$6.2 million. Capital additions in the amount of \$5.1 million were funded from sewer reserves and internal borrowing.

The three largest projects of the year were:

Project	Amount
Park Ave Sanitary Sewer Project	\$ 1,421,251
Cottlevue Area Utilities	\$ 736,935
Nottingham & Arrow Way Area Utilities	\$ 666,911

The Water Utility includes over 682 kilometres of pipes to deliver water from the City owned and operated Water Treatment Plant. During 2022, the Utility provided water to approximately 26,856 households and commercial customers.

The Water Utility Fund ended the year with an operating surplus of \$198,344. During 2022, water revenues of \$28.7 million funded water operations at a cost of \$16.9 million. Capital additions in the amount of \$18.8 million were funded from water reserves. The three largest projects of the year were:

Project	Amount
DCC WS39: Boundary Ave/ Island Highway	\$ 6,918,221
Mid-Town Water Supply & Utility Upgrade Project	\$ 4,430,196
Metral Drive Complete St Corridor	\$ 915,398

Financial Sustainability


The following improvements in the City's Balance Sheet are the result of a number of long-range financial strategies adopted by City Council aimed at ensuring the City's financial sustainability:

- The process of updating the City's Asset Management Plan and the 20 Year Investment Plan began in 2021. This is a collaboration with all City departments and the Asset Management Steering Committee to direct attention to emerging issues, such as funding shortfalls, and allow the City to make proactive changes on how to mitigate any future issues. The Update will provide recommendation for continuing to address the funding gap including a review of the annual contributions to the General, Sewer and Water Asset Management Reserve Funds. The results of the update will be presented to Council in the June of 2023.
- In 2022, the City completed a Utility Rate Review that looked at the financial sustainability and utility rate structure aspects of the water and sewer utilities to improve user equity, conservation and administrative efficiency. Recommendations from this review were approved by Council and became effective 2023-JAN-01.

Conclusion

The City continues to work towards improving its financial policies, processes and procedures to deliver high quality services for its current and future residents and businesses. Working collaboratively, the City is committed to continually improving its long-term financial situation, ensuring strong financial polices and processes, prudent management of debt and investment in capital assets and reserves.

Respectfully submitted,

A handwritten signature in black ink, appearing to read 'LMercer', followed by a long horizontal line extending to the right.

Laura Mercer, CPA, CGA
Director, Finance





Departure Bay

CITY OF NANAIMO MANAGEMENT REPORT

For the Year Ended December 31, 2022

The Council of the City of Nanaimo has delegated the responsibility for the integrity and objectivity of the financial information contained in the financial statements to the management of the City of Nanaimo. The financial statements which, in part, are based on informed judgments and estimates, have been prepared by management in accordance with Canadian public sector accounting standards, which have been applied on a basis consistent with that of the preceding year.

To assist in carrying out their responsibility, management maintains an accounting system and internal controls to provide reasonable assurance that transactions are properly authorized and recorded in compliance with legislative and regulatory requirements and that financial records are reliable for preparation of financial statements. These systems are monitored and evaluated by management.

The City of Nanaimo's independent auditor, KPMG LLP, is engaged to express an opinion as to whether these financial statements present fairly the City of Nanaimo's financial position and operating results in accordance with Canadian public sector accounting standards. Their opinion is based on procedures they consider sufficient to support such an opinion.

The financial statements have, in management's opinion, been properly prepared within reasonable limits of materiality and in accordance with Canadian public sector accounting standards. These statements present, in all material respects, the financial position of the City of Nanaimo as at December 31, 2022.



Jake Rudolph
Chief Administrative Officer
May 1, 2023



Laura Mercer, CPA, CGA
Director, Financial Services



KPMG LLP
800 - 730 View Street
Victoria BC V8W 3Y7
Canada
Telephone 250-480-3500
Fax 250-480-3539

INDEPENDENT AUDITOR'S REPORT

To the Mayor and Council of the City of Nanaimo

Opinion

We have audited the financial statements of the City of Nanaimo (the Entity), which comprise:

- the statement of financial position as at December 31, 2022
- the statement of operations for the year then ended
- the statement of changes in net financial assets for the year then ended
- the statements of cash flows for the year then ended
- and notes to the financial statements, including a summary of significant accounting policies and other explanatory information, including the schedules of operations by segment and tangible capital assets

(hereinafter referred to as the "financial statements").

In our opinion, the accompanying financial statements present fairly, in all material respects, the financial position of the Entity as at December 31, 2022 and its results of operations, its changes in net financial assets and its cash flows for the year then ended in accordance with Canadian public sector accounting standards.

Basis for Opinion

We conducted our audit in accordance with Canadian generally accepted auditing standards. Our responsibilities under those standards are further described in the "**Auditor's Responsibilities for the Audit of the Financial Statements**" section of our auditor's report.

We are independent of the Entity in accordance with the ethical requirements that are relevant to our audit of the financial statements in Canada and we have fulfilled our other ethical responsibilities in accordance with these requirements.

We believe that the audit evidence we have obtained is sufficient and appropriate to provide a basis for our opinion.

Responsibilities of Management and Those Charged with Governance for the Financial Statements

Management is responsible for the preparation and fair presentation of the financial statements in accordance with Canadian public sector accounting standards, and for such internal control as management determines is necessary to enable the preparation of financial statements that are free from material misstatement, whether due to fraud or error.

In preparing the financial statements, management is responsible for assessing the Entity's ability to continue as a going concern, disclosing as applicable, matters related to going concern and using the going concern basis of accounting unless management either intends to liquidate the Entity or to cease operations, or has no realistic alternative but to do so.

Those charged with governance are responsible for overseeing the Entity's financial reporting process.

KPMG LLP, an Ontario limited liability partnership and member firm of the KPMG global organization of independent member firms affiliated with KPMG International Limited, a private English company limited by guarantee. KPMG Canada provides services to KPMG LLP.



Auditor's Responsibilities for the Audit of the Financial Statements

Our objectives are to obtain reasonable assurance about whether the financial statements as a whole are free from material misstatement, whether due to fraud or error, and to issue an auditor's report that includes our opinion.

Reasonable assurance is a high level of assurance, but is not a guarantee that an audit conducted in accordance with Canadian generally accepted auditing standards will always detect a material misstatement when it exists.

Misstatements can arise from fraud or error and are considered material if, individually or in the aggregate, they could reasonably be expected to influence the economic decisions of users taken on the basis of the financial statements.

As part of an audit in accordance with Canadian generally accepted auditing standards, we exercise professional judgment and maintain professional skepticism throughout the audit.

We also:

- Identify and assess the risks of material misstatement of the financial statements, whether due to fraud or error, design and perform audit procedures responsive to those risks, and obtain audit evidence that is sufficient and appropriate to provide a basis for our opinion.

The risk of not detecting a material misstatement resulting from fraud is higher than for one resulting from error, as fraud may involve collusion, forgery, intentional omissions, misrepresentations, or the override of internal control.

- Obtain an understanding of internal control relevant to the audit in order to design audit procedures that are appropriate in the circumstances, but not for the purpose of expressing an opinion on the effectiveness of the Entity's internal control.
- Evaluate the appropriateness of accounting policies used and the reasonableness of accounting estimates and related disclosures made by management.
- Conclude on the appropriateness of management's use of the going concern basis of accounting and, based on the audit evidence obtained, whether a material uncertainty exists related to events or conditions that may cast significant doubt on the Entity's ability to continue as a going concern. If we conclude that a material uncertainty exists, we are required to draw attention in our auditor's report to the related disclosures in the financial statements or, if such disclosures are inadequate, to modify our opinion. Our conclusions are based on the audit evidence obtained up to the date of our auditor's report. However, future events or conditions may cause the Entity to cease to continue as a going concern.
- Evaluate the overall presentation, structure and content of the financial statements, including the disclosures, and whether the financial statements represent the underlying transactions and events in a manner that achieves fair presentation.
- Communicate with those charged with governance regarding, among other matters, the planned scope and timing of the audit and significant audit findings, including any significant deficiencies in internal control that we identify during our audit.

Chartered Professional Accountants

Victoria, Canada
May 1, 2023

**CITY OF NANAIMO
STATEMENT OF FINANCIAL POSITION**

as at December 31, 2022, with comparative figures for 2021

	2022	2021
FINANCIAL ASSETS		
Cash and cash equivalents	\$ 118,484,793	\$ 158,711,662
Accounts receivable (Note 2)	25,872,621	22,131,504
Development cost charges receivable (Note 3)	1,171,250	1,258,908
Temporary investments (Note 4)	171,942,522	122,525,543
	317,471,186	304,627,617
LIABILITIES		
Accounts payable and accrued liabilities (Note 5)	53,605,730	52,769,222
Compensated absences and termination benefits (Note 6)	9,134,493	8,766,164
Deferred revenue (Note 7)	26,146,540	24,209,228
Deferred development cost charges (Note 8)	65,416,377	60,614,941
Debt (Note 9)	41,301,913	45,947,100
	195,605,053	192,306,655
NET FINANCIAL ASSETS	121,866,133	112,320,962
NON-FINANCIAL ASSETS		
Tangible capital assets (Note 10)	809,586,940	781,555,105
Prepaid expenses	1,902,378	1,783,478
Inventories of supplies	2,446,243	2,041,322
	813,935,561	785,379,905
ACCUMULATED SURPLUS (Note 11)	\$ 935,801,694	\$ 897,700,867


Commitments and contingencies (Note 12)

Contractual rights (Note 23)

Subsequent event (Note 24)

Approved on behalf of the Council


 Leonard Krog
 Mayor


 Ian Thorpe
 Councillor

CITY OF NANAIMO STATEMENT OF OPERATIONS

for the year ended December 31, 2022, with comparative figures for 2021

	2022 Budget (Note 14)	2022	2021
REVENUES			
Taxes	\$ 132,691,009	\$ 131,968,343	\$ 123,335,853
Payments in lieu of taxes	2,236,800	2,566,901	2,200,597
Taxation and payments in lieu (Note 15)	134,927,809	134,535,244	125,536,450
User fees and sales of services (Note 16)	52,100,462	51,868,373	46,090,489
Other revenue	12,449,212	9,123,003	8,258,270
Investment income	2,325,491	5,684,548	3,073,690
Transfers from other governments-operating (Note 17)	6,160,889	5,460,889	3,336,523
Development cost charges (Note 8)	14,681,805	5,099,130	2,298,671
Transfers from other governments-capital (Note 17)	4,718,768	4,500,541	8,442,931
Building permits	2,000,000	2,597,818	2,694,848
Developer contributed assets (Note 10)	-	2,563,598	7,485,948
Donations and contributions-capital	2,216,660	2,549,971	1,005,147
Regional recreation sharing	1,281,927	1,281,927	1,199,763
Property rentals	920,457	897,571	951,280
	233,783,480	226,162,613	210,374,010
EXPENSES			
Engineering & public works	43,664,328	33,847,190	32,859,123
Police	39,580,413	35,698,638	37,209,660
Parks, recreation & culture	37,179,963	34,026,244	31,864,887
Fire	22,124,799	21,870,468	22,158,439
Water	18,247,570	16,867,494	16,763,860
Development services	16,248,791	13,697,949	11,689,807
Corporate services	12,629,126	12,604,062	11,744,890
Corporate & business development	8,136,627	7,042,470	4,627,710
Sewer	7,030,506	6,222,215	5,862,148
City administration	6,788,636	6,185,056	6,128,719
	211,630,759	188,061,786	180,909,243
ANNUAL SURPLUS	22,152,721	38,100,827	29,464,767
ACCUMULATED SURPLUS - BEGINNING OF YEAR	897,700,867	897,700,867	868,236,100
ACCUMULATED SURPLUS - END OF YEAR	\$ 919,853,588	\$ 935,801,694	\$ 897,700,867

CITY OF NANAIMO
STATEMENT OF CHANGES IN NET FINANCIAL ASSETS
for the year ended December 31, 2022, with comparative figures for 2021

	2022 Budget (Note 14)	2022	2021
ANNUAL SURPLUS	\$ 22,152,721	\$ 38,100,827	\$ 29,464,767
Acquisition of tangible capital assets	(113,537,850)	(53,397,452)	(51,411,094)
In kind donations of capital assets	-	(1,380,290)	(515,194)
Developer contributed capital assets	-	(2,563,598)	(7,485,948)
	(113,537,850)	(57,341,340)	(59,412,236)
Amortization of tangible capital assets	29,655,473	28,035,992	26,687,264
Loss (gain) on disposal of assets	-	(1,387,738)	177,348
Proceeds on sale of tangible capital assets	-	2,661,251	344,181
	(83,882,377)	(28,031,835)	(32,203,443)
Acquisition of inventories of supplies	-	(5,782,821)	(5,446,444)
Acquisition of prepaid expenses	-	(1,557,902)	(1,325,715)
Consumption of inventories of supplies	-	5,377,900	4,870,671
Use of prepaid expenses	-	1,439,002	1,236,583
	-	(523,821)	(664,905)
CHANGE IN NET FINANCIAL ASSETS	(61,729,656)	9,545,171	(3,403,581)
NET FINANCIAL ASSETS - BEGINNING OF YEAR	112,320,962	112,320,962	115,724,543
NET FINANCIAL ASSETS - END OF YEAR	\$ 50,591,306	\$ 121,866,133	\$ 112,320,962

CITY OF NANAIMO

STATEMENT OF CASH FLOWS

for the year ended December 31, 2022, with comparative figures for 2021

	2022	2021
CASH PROVIDED BY (USED FOR)		
OPERATING TRANSACTIONS		
Annual Surplus	\$ 38,100,827	\$ 29,464,767
Non-cash items		
Amortization of tangible capital assets	28,035,992	26,687,264
Developer assets received	(2,563,598)	(7,485,948)
In kind donations of capital assets	(1,380,290)	(515,194)
Loss (gain) on disposal of tangible capital assets	(1,387,738)	177,348
Development cost charges recognized as revenue	(5,099,130)	(2,298,671)
Actuarial adjustment on long term debt	(1,139,028)	(1,017,744)
Change in non-cash operating assets and liabilities		
Accounts receivable	(3,653,459)	2,676,302
Accounts payable	836,508	4,535,941
Compensated absences termination benefits	368,329	383,160
Deferred revenue	1,937,312	2,968,410
Inventories of supplies	(404,921)	(575,773)
Prepaid expenses	(118,900)	(89,132)
Net change in cash from operating transactions	53,531,904	54,910,730
CAPITAL TRANSACTIONS		
Cash used to acquire tangible capital assets	(53,397,452)	(51,411,094)
Proceeds from the sale of tangible capital assets	2,661,251	344,181
Net change in cash from capital transactions	(50,736,201)	(51,066,913)
INVESTING TRANSACTIONS		
Change in investments	(49,416,979)	(23,959,143)
FINANCING TRANSACTIONS		
Debt repayment	(3,786,428)	(3,501,991)
Deferred development cost charges	9,900,566	6,161,909
Proceeds from long term borrowing	280,269	11,160,000
Net change in cash from financing transactions	6,394,407	13,819,918
CHANGE IN CASH AND CASH EQUIVALENTS	(40,226,869)	(6,295,408)
CASH AND CASH EQUIVALENTS - BEGINNING OF YEAR	158,711,662	165,007,070
CASH AND CASH EQUIVALENTS - END OF YEAR	\$ 118,484,793	\$ 158,711,662

CITY OF NANAIMO SCHEDULE OF OPERATIONS BY SEGMENT

for the year ended December 31, 2022

	City Administration	Corporate Services	Corporate & Business Development	Development Services	Fire	Police	Parks, Recreation & Culture	Engineering & Public Works	Sewer	Water	2022
Revenues											
Taxes	\$ 6,548,122	\$10,801,602	\$ 5,396,314	\$ 7,248,920	\$20,017,047	\$37,743,610	\$24,766,504	\$19,446,224	\$ -	\$ -	\$ 131,968,343
Payments in lieu of taxes	127,367	210,100	104,964	140,998	389,349	734,147	481,730	378,246	-	-	2,566,901
User fees	2,037	122,090	1,890,118	1,423,415	155,542	83,253	5,662,865	8,808,955	9,116,959	24,603,139	51,868,373
Other revenue	197,484	1,790,317	368,709	2,530,723	1,897,685	662,282	793,865	704,700	41,157	136,081	9,123,003
Investment income	187,606	2,186,516	160,099	207,684	573,495	1,081,368	709,569	572,110	-	6,101	5,684,548
Government operating transfers	127,706	535,425	119,416	1,215,151	418,904	1,985,243	590,497	423,547	45,000	-	5,460,889
Development cost charges	-	-	-	-	-	-	167,703	1,177,523	56,272	3,697,632	5,099,130
Government capital transfers	-	4,041,138	-	-	-	-	446,403	13,000	-	-	4,500,541
Building permits	-	-	-	2,597,818	-	-	-	-	-	-	2,597,818
Developer contributed assets	-	-	-	-	-	-	882,000	1,361,881	123,919	195,798	2,563,598
Donations - capital	-	-	-	-	18,758	224,772	1,565,647	672,065	68,729	-	2,549,971
Regional recreation sharing	-	-	-	-	-	-	1,281,927	-	-	-	1,281,927
Property rentals	-	-	358,827	30,513	-	291,069	142,566	51,396	-	23,200	897,571
	7,190,322	19,687,188	8,398,447	15,395,222	23,470,780	42,805,744	37,491,276	33,609,647	9,452,036	28,661,951	226,162,613
Expenses											
Wages and salaries	4,155,337	8,305,216	739,237	8,456,893	16,357,456	5,757,174	16,093,445	12,347,052	1,123,814	3,476,956	76,812,580
Contracted services	1,214,900	4,371,284	4,211,359	2,943,903	2,040,793	27,788,875	7,601,503	9,396,095	1,160,418	1,568,115	62,297,245
Amortization	-	937,130	1,879,383	463,281	965,146	305,817	4,417,534	11,455,630	1,269,715	6,342,356	28,035,992
Other	417,900	(1,212,654)	285,879	1,562,194	1,001,765	1,776,707	3,969,723	(2,090,758)	2,279,214	3,808,420	11,798,390
Materials and supplies	396,919	197,138	67,086	271,678	1,093,325	70,065	1,955,873	4,143,929	194,177	1,096,091	9,486,281
Interest payments on debt	-	-	(81,573)	-	396,851	-	-	26,046	124,286	553,426	1,019,036
Loss (gain) on disposal of assets	-	5,948	(58,901)	-	15,132	-	(11,834)	(1,430,804)	70,591	22,130	(1,387,738)
	6,185,056	12,604,062	7,042,470	13,697,949	21,870,468	35,698,638	34,026,244	33,847,190	6,222,215	16,867,494	188,061,786
ANNUAL SURPLUS (DEFICIT)	1,005,266	7,083,126	1,355,977	1,697,273	1,600,312	7,107,106	3,465,032	(237,543)	3,229,821	11,794,457	38,100,827
Capital projects	\$ -	\$ 817,709	\$ 2,283,240	\$ 81,060	\$ 8,194,049	\$ 343,309	\$ 7,900,115	\$13,796,751	\$ 5,129,447	\$18,795,660	\$ 57,341,340

CITY OF NANAIMO

SCHEDULE OF OPERATIONS BY SEGMENT

for the year ended December 31, 2021

	City Administration	Corporate Services	Corporate & Business Development	Development Services	Fire	Police	Parks, Recreation & Culture	Engineering & Public Works	Sewer	Water	2021
Revenues											
Taxes	\$ 6,394,209	\$10,479,060	\$ 5,120,137	\$ 6,400,688	\$18,941,756	\$33,193,670	\$24,132,281	\$18,674,052	\$ -	\$ -	\$ 123,335,853
Payments in lieu of taxes	113,622	195,186	90,983	113,737	336,586	589,835	428,819	331,829	-	-	2,200,597
User fees	1,275	133,855	454,926	1,154,733	127,008	86,874	3,728,308	7,724,893	8,704,109	23,974,508	46,090,489
Government capital transfers	-	7,907,567	-	-	-	-	-	535,364	-	-	8,442,931
Other revenue	77,597	1,817,599	301,819	2,123,911	1,843,444	547,931	644,167	802,585	-	99,217	8,258,270
Developer contributed assets	-	-	-	-	-	-	1,314,717	5,053,189	424,950	693,092	7,485,948
Government operating transfers	67,048	282,916	53,583	443,734	258,622	1,683,061	354,704	202,291	15,000	(24,436)	3,336,523
Investment income	99,747	1,285,730	79,870	99,849	295,486	517,813	376,457	314,170	-	4,568	3,073,690
Building permits	-	-	-	2,694,848	-	-	-	-	-	-	2,694,848
Development cost charges	-	-	-	-	-	-	644,209	931,360	165,027	558,075	2,298,671
Regional recreation sharing	-	-	-	-	-	-	1,199,763	-	-	-	1,199,763
Donations - capital	-	-	-	-	-	137,451	809,477	57,500	719	-	1,005,147
Property rentals	-	-	343,344	30,000	-	278,323	229,580	46,833	-	23,200	951,280
	6,753,498	22,101,913	6,444,662	13,061,500	21,802,902	37,034,958	33,862,482	34,674,066	9,309,805	25,328,224	210,374,010
Expenses											
Wages and salaries	4,131,571	8,709,588	522,005	7,755,299	16,189,462	5,547,925	15,196,739	12,033,212	1,147,421	3,553,432	74,786,654
Contracted services	1,290,537	3,208,012	2,294,985	2,186,647	1,841,158	29,688,260	6,930,210	8,038,508	983,675	1,543,481	58,005,473
Amortization	-	892,725	1,770,719	475,185	548,318	309,202	4,102,116	11,203,489	1,150,065	6,235,445	26,687,264
Other	405,351	(1,273,849)	255,138	1,110,814	1,853,988	1,585,474	3,825,491	(2,043,055)	2,241,053	3,798,430	11,758,835
Materials and supplies	301,260	205,658	47,406	161,862	1,449,348	78,799	1,598,409	3,539,538	211,216	966,711	8,560,207
Interest payments on debt	-	-	(36,111)	-	196,659	-	-	24,883	103,990	644,042	933,463
(Gain) Loss on disposal of assets	-	2,756	(226,432)	-	79,506	-	211,922	62,548	24,728	22,319	177,347
	6,128,719	11,744,890	4,627,710	11,689,807	22,158,439	37,209,660	31,864,887	32,859,123	5,862,148	16,763,860	180,909,243
ANNUAL SURPLUS	624,779	10,357,023	1,816,952	1,371,693	(355,537)	(174,702)	1,997,595	1,814,943	3,447,657	8,564,364	29,464,767
Capital projects	\$ -	\$ 1,565,479	\$ 6,499,868	\$ 8,210	\$ 9,428,503	\$ 137,451	\$11,043,129	\$18,279,326	\$ 6,264,495	\$ 6,185,775	\$ 59,412,236

CITY OF NANAIMO
SCHEDULE OF TANGIBLE CAPITAL ASSETS
for the year ended December 31, 2022

	COST				ACCUMULATED AMORTIZATION					NET BOOK VALUE
	Balance December 31, 2021	Additions	Disposals	Transfers	Balance December 31, 2022	Balance December 31, 2021	Additions	Disposals	Balance December 31, 2022	
Land	\$ 109,826,420	\$ 3,030,644	\$ 938,928	\$ (181,752)	\$ 111,736,384	\$ -	\$ -	\$ -	\$ -	\$ 111,736,384
Land improvements	46,933,500	3,657,747	9,700	255,442	50,836,989	20,523,199	1,678,541	9,700	22,192,040	28,644,949
Leasehold improvements	3,120,301	-	-	-	3,120,301	1,963,977	81,512	-	2,045,489	1,074,812
Marine structures	1,592,257	33,031	-	-	1,625,288	440,048	64,762	-	504,810	1,120,478
Buildings	208,481,398	5,913,684	1,472,480	15,335,958	228,258,560	97,533,567	6,276,927	1,440,183	102,370,311	125,888,249
Vehicles and equipment	42,112,673	5,420,521	2,720,230	1,244	44,814,208	24,274,898	2,808,287	2,548,782	24,534,403	20,279,805
IT Infrastructure	9,866,279	199,815	77,600	32,934	10,021,428	9,186,247	341,218	77,600	9,449,865	571,563
Drainage	116,336,647	3,815,412	215,400	1,005,930	120,942,589	35,906,520	1,782,896	199,277	37,490,139	83,452,450
Transportation	341,963,681	6,980,407	980,487	2,364,384	350,327,985	195,508,379	7,647,908	966,174	202,190,113	148,137,872
Sewer	68,982,803	3,769,679	292,400	292,572	72,752,654	16,251,270	1,260,799	223,038	17,289,031	55,463,623
Water	291,329,446	5,206,283	323,374	1,422,195	297,634,550	90,852,240	6,093,142	292,332	96,653,050	200,981,500
Work In Progress	33,450,045	19,314,117	-	(20,528,907)	32,235,255	-	-	-	-	32,235,255
	\$1,273,995,450	\$ 57,341,340	\$ 7,030,599	\$ -	\$1,324,306,191	\$ 492,440,345	\$ 28,035,992	\$ 5,757,086	\$ 514,719,251	\$ 809,586,940

CITY OF NANAIMO

SCHEDULE OF TANGIBLE CAPITAL ASSETS

for the year ended December 31, 2021

	COST				ACCUMULATED AMORTIZATION				NET BOOK VALUE	
	Balance December 31, 2020	Additions	Disposals	Transfers	Balance December 31, 2020	Additions	Disposals	Balance December 31, 2021		
Land	\$ 103,954,898	\$ 6,006,029	\$ 3	\$ (134,504)	\$ 109,826,420	\$ -	\$ -	\$ -	\$ 109,826,420	
Land improvements	43,502,009	3,898,261	527,563	60,793	46,933,500	19,322,174	1,513,920	312,895	20,523,199	26,410,301
Leasehold improvements	3,120,301	-	-	-	3,120,301	1,882,465	81,512	-	1,963,977	1,156,324
Marine structures	1,028,367	699,970	208,200	72,120	1,592,257	598,991	49,257	208,200	440,048	1,152,209
Buildings	202,632,479	5,710,698	115,000	253,221	208,481,398	91,941,255	5,707,312	115,000	97,533,567	110,947,831
Vehicles and equipment	41,466,490	1,910,358	1,356,416	92,241	42,112,673	22,820,555	2,663,484	1,209,141	24,274,898	17,837,775
IT Infrastructure	9,832,423	312,728	278,872	-	9,866,279	9,134,521	330,597	278,871	9,186,247	680,032
Drainage	113,166,019	3,327,436	355,000	198,192	116,336,647	34,509,525	1,743,661	346,666	35,906,520	80,430,127
Transportation	333,151,284	8,153,768	940,517	1,599,146	341,963,681	188,870,902	7,473,793	836,316	195,508,379	146,455,302
Sewer	63,382,901	5,435,896	123,647	287,653	68,982,803	15,209,038	1,141,151	98,919	16,251,270	52,731,533
Water	283,440,202	4,362,207	443,325	3,970,362	291,329,446	85,290,669	5,982,577	421,006	90,852,240	200,477,206
Work In Progress	20,254,384	19,594,885	-	(6,399,224)	33,450,045	-	-	-	-	33,450,045
	\$ 1,218,931,757	\$ 59,412,236	\$ 4,348,543	\$ -	\$ 1,273,995,450	\$ 469,580,095	\$ 26,687,264	\$ 3,827,014	\$ 492,440,345	\$ 781,555,105

CITY OF NANAIMO

NOTES TO THE FINANCIAL STATEMENTS

for the year ended December 31, 2022

The City of Nanaimo (the City) was incorporated December 24, 1874 under a statute of the Province of British Columbia now known as the *Community Charter*. The principal activities of the City are preservation, protection and enhancement of the quality of life in Nanaimo through the facilitation of municipal services in an equitable, efficient and effective manner.

NOTE 1 - SIGNIFICANT ACCOUNTING POLICIES

The City prepares its financial statements in accordance with Canadian public sector accounting standards as prescribed by the Public Sector Accounting Board (PSAB) of the Chartered Professional Accountants of Canada. The following include significant policies that have been adopted by the City:

(a) Basis of Presentation

The City's resources and operations are segregated into general, water and sewer, capital and reserve funds for accounting and financial reporting purposes. The financial statements reflect the assets, liabilities, revenues and expenses of these funds. All transactions and balances between funds have been eliminated.

Reporting Entity

As at December 31, 2022, the City does not control any significant external entities.

(b) Basis of Accounting

The City follows the accrual method of accounting for revenues and expenses. Revenues are normally recognized in the year in which they are earned and measurable. Expenses are recognized as they are incurred and measurable as a result of the delivery of goods or services and/or upon the creation of a legal obligation to pay. Expenses paid in the current period and attributable to a future period are recorded as prepaid.

(c) Cash and Cash Equivalents

Cash equivalents include short-term highly liquid investments with a term to maturity of 90 days or less at acquisition. Cash equivalents also include investments in the Municipal Finance Authority of British Columbia (MFA) Money Market Funds which are recorded at cost plus earnings reinvested in the funds.

CITY OF NANAIMO

NOTES TO THE FINANCIAL STATEMENTS

for the year ended December 31, 2022

NOTE 1 - SIGNIFICANT ACCOUNTING POLICIES

(d) Accounts Receivable

Accounts receivable are presented net of an allowance for doubtful accounts and therefore represent amounts expected to be collected.

(e) Development Cost Charges

Deferred development cost charges are restricted by legislation to expenditures on capital infrastructure and related debt servicing costs and operating projects. These amounts are deferred upon receipt and recognized as revenue when the expenditures are incurred in accordance with the restrictions.

(f) Temporary Investments

Temporary investments consist of term deposits and debentures which are expected to be held for a term exceeding 90 days. Investments are recorded at cost. When, in the opinion of management, there is a decline in value, other than a temporary decline, investments are written down to their net realizable value.

(g) Compensated Absences and Termination Benefits

The City and its employees make contributions to the Municipal Pension Plan. As this plan is a multi-employer plan, contributions are expensed as incurred. Compensated absences and termination benefits also accrue to the City's employees. The liabilities related to these termination benefits and earned sick leave are actuarially determined based on service and best estimates of retirement ages and expected future salary and wage increases. The liabilities under these benefit plans are accrued based on projected benefits prorated as employees render services necessary to earn the future benefits. Actuarial gains and losses on the accrued benefit obligation arise from differences between actual and expected experience and from changes in the actuarial assumptions used to determine the accrued benefit obligation. The net accumulated actuarial gains and losses are amortized over the average remaining service period of the active employees.

(h) Deferred Revenue

The City defers a portion of the revenue collected from permits, licenses and other fees and recognizes this revenue in the year in which related inspections are performed or other related expenditures are incurred.

CITY OF NANAIMO

NOTES TO THE FINANCIAL STATEMENTS

for the year ended December 31, 2022

NOTE 1 - SIGNIFICANT ACCOUNTING POLICIES

(i) Debt

Debt is presented net of repayments and actuarial adjustments.

(j) Non-Financial Assets

Non-financial assets are not available to discharge existing liabilities and are held for use in the provision of services. They may have useful lives extending beyond the current year and are not intended to be sold in the ordinary course of operations.

(i) Tangible Capital Assets

Tangible capital assets are comprised of capital assets and capital works in progress, and are recorded at cost, which includes amounts that are directly attributable to acquisition, construction, development or betterment of the assets. The cost of the tangible capital assets, excluding land, is amortized on a straight-line basis over the estimated useful lives of the assets, commencing at the time the assets are available for use.

Estimated useful lives in years are as follows:

Asset	
Land Improvements	10-80
Leasehold Improvements	15-30
Marine Structures	15-35
Buildings	10-40
Vehicles and Equipment	2-25
IT Infrastructure	5-10
Drainage	40-75
Transportation - Linear Infrastructure, Lighting and Signals	10-80
Sewer - Linear Infrastructure and Equipment	25-60
Water - Linear Infrastructure and Equipment	8-80

Tangible capital assets are written down to their residual value when conditions indicate that they no longer contribute to the City's ability to provide goods and services, or when the value of the future economic benefits associated with the asset is less than the book value of the asset.

CITY OF NANAIMO
NOTES TO THE FINANCIAL STATEMENTS
for the year ended December 31, 2022

NOTE 1 - SIGNIFICANT ACCOUNTING POLICIES

(j) Non-Financial Assets

(ii) Contribution of Tangible Capital Assets

Subdivision streets, lighting, sidewalks, drainage and other infrastructure assets are required to be provided by subdivision developers. Tangible capital assets received from developers are recorded at their fair values at the date of receipt and also recorded as revenue. The City is not involved in the construction and does not budget for assets received from developers.

(iii) Natural Resources, Works of Art and Cultural and Historical Assets

Natural resources, works of art, and cultural and historical assets are not recognized as assets in the financial statements.

(iv) Interest Capitalization

The City does not capitalize interest costs associated with the acquisition or construction of a tangible capital asset.

(v) Leased Tangible Capital Assets

Leases which transfer substantially all of the benefits and risks incidental to ownership of property are accounted for as leased tangible capital assets with a corresponding lease liability. All other leases are accounted for as operating leases and the related payments are charged to expenses as incurred.

(vi) Inventories of Supplies

Inventories of supplies are recorded at cost, net of an allowance for obsolete stock. Cost is determined on a weighted average basis.

CITY OF NANAIMO

NOTES TO THE FINANCIAL STATEMENTS

for the year ended December 31, 2022

NOTE 1 - SIGNIFICANT ACCOUNTING POLICIES

(k) Contaminated Sites

A liability for contaminated sites is recognized when a site is not in productive use and the following criteria are met:

- i. An environmental standard exists;
- ii. Contamination exceeds the environmental standard;
- iii. The City is directly responsible or accepts responsibility;
- iv. It is expected that future economic benefits will be given up; and
- v. A reasonable estimate of the amount can be made.

The liability is recognized as management's estimate of the cost of post-remediation including operation, maintenance and monitoring that are an integral part of the remediation strategy for a contaminated site.

(l) Revenue Recognition

(i) Taxation Revenue

Annual levies for non-optional municipal services and general administrative services are recorded as taxes for municipal purposes. Levies imposed by other taxing authorities are not included as taxes for municipal purposes. Taxes are recognized as revenue in the year they are levied.

Through the BC Assessment appeal process, taxes may be adjusted by way of supplementary roll adjustments. The impacts of these adjustments on taxes are recognized at the time they are awarded.

(ii) Development Cost Charges

Development cost charges are recognized as revenue during the period in which the related costs are incurred.

CITY OF NANAIMO

NOTES TO THE FINANCIAL STATEMENTS

for the year ended December 31, 2022

NOTE 1 - SIGNIFICANT ACCOUNTING POLICIES

(l) Revenue Recognition

(iii) Government Transfers

Government transfers without stipulations restricting their use are recognized in the financial statements as revenue in the period in which the transfers are authorized. Government transfers with stipulations restricting their use are recognized in the financial statements as revenues in the period in which eligible expenses are incurred provided they are authorized and meet eligible criteria.

(m) Use of Estimates

The preparation of financial statements requires management to make estimates and assumptions that affect the reported amounts of assets and liabilities and disclosures of contingent assets and liabilities at the date of the financial statements and the reported amounts of revenue and expenses during the reporting period. Areas requiring the use of management estimates relate to the determination of compensated absences and termination benefits, collectability of accounts receivable, useful lives of tangible assets for calculation of amortization and provisions for contingencies. Actual results could differ from those estimates. Adjustments, if any, will be reflected in operations in the period of settlement.

NOTE 2 - ACCOUNTS RECEIVABLE

	<u>2022</u>	<u>2021</u>
Utilities	\$ 12,970,833	\$ 11,887,924
Trade and Other	3,721,732	2,923,113
Property Taxes	3,595,561	3,401,049
Interest on Investments	1,891,339	579,250
Due from Federal Government	1,464,341	901,484
Due from Provincial Government	1,004,436	1,174,845
Municipal Finance Authority Debt Reserve	984,822	960,536
Due from Regional Government	239,557	303,303
	<u>\$ 25,872,621</u>	<u>\$ 22,131,504</u>

CITY OF NANAIMO
NOTES TO THE FINANCIAL STATEMENTS

for the year ended December 31, 2022

NOTE 3 - DEVELOPMENT COST CHARGES RECEIVABLE

	<u>Water</u> <u>Distribution</u>	<u>Roads</u>	<u>Drainage</u>	<u>Sewer</u>	<u>Parks</u>	<u>Water</u> <u>Supply</u>	<u>2022</u>	<u>2021</u>
Installments:								
2022	\$ -	\$ -	\$ -	\$ -	\$ -	\$ -	\$ -	\$ 900,924
2023	16,487	313,369	1,496	96,160	34,734	302,371	764,617	357,984
2024	9,002	171,198	353	52,530	8,362	165,188	406,633	-
	<u>\$ 25,489</u>	<u>\$ 484,567</u>	<u>\$ 1,849</u>	<u>\$ 148,690</u>	<u>\$ 43,096</u>	<u>\$ 467,559</u>	<u>\$ 1,171,250</u>	<u>\$ 1,258,908</u>

Development cost charges are collected on the approval of a subdivision or the issuance of a building permit. These funds assist the City in the cost of development, including constructing capital improvements, operating projects and the related debt servicing costs. Installments receivable represent funds due from developers within two years and are secured by irrevocable standby letters of credit and/or cash on deposit. No interest is charged on these outstanding installments.

NOTE 4 - TEMPORARY INVESTMENTS

	<u>2022</u>	<u>2021</u>
Term deposits	\$ 170,000,000	\$ 115,527,789
MFA pooled investment funds	1,942,522	2,012,319
Debenture	-	4,985,435
	<u>\$ 171,942,522</u>	<u>\$ 122,525,543</u>

NOTE 5 - ACCOUNTS PAYABLE AND ACCRUED LIABILITIES

	<u>2022</u>	<u>2021</u>
RCMP Contract	\$ 15,744,828	\$ 18,291,784
Trade and Other	13,828,704	13,731,082
Deposits	11,421,026	12,334,301
Other governments	7,408,118	4,627,892
Accrued wages and benefits	3,743,054	3,404,163
Contaminated sites	1,460,000	380,000
	<u>\$ 53,605,730</u>	<u>\$ 52,769,222</u>

CITY OF NANAIMO
NOTES TO THE FINANCIAL STATEMENTS

for the year ended December 31, 2022

NOTE 6 - COMPENSATED ABSENCES AND TERMINATION BENEFITS

The City provides certain post-employment benefits, non-vested sick leave, compensated absences and termination benefits to its employees. An actuarial valuation for these benefits was performed to determine the City's accrued benefit obligation as at December 31, 2022 and the results are extrapolated to December 31, 2025. The current valuation was completed in 2023. Significant assumptions used in the valuation include a discount rate of 5% (2021 - 3.5%), inflation of 2% (2021 - 1.75%) and compensation increases, excluding merit and promotion, of 3% (2021 - 2.75%). There is an unamortized actuarial gain of \$660,516 (2021 – loss of \$536,130).

	<u>2022</u>	<u>2021</u>
Actuarial Benefit Obligation, beginning of year	\$ 9,302,294	\$ 8,990,293
Unamortized Actuarial Loss, beginning of year	(536,130)	(607,289)
	<u>8,766,164</u>	<u>8,383,004</u>
Current Service Cost	776,355	735,393
Interest Costs	325,091	314,615
Benefits Paid	(804,276)	(738,007)
Amortization of Actuarial Loss	71,159	71,159
	<u>9,134,493</u>	<u>8,766,164</u>
Actuarial Benefit Obligation, end of year	8,473,977	9,302,294
Unamortized Actuarial Gain (Loss), end of year	660,516	(536,130)
Accrued Benefit Liability, end of year	<u>\$ 9,134,493</u>	<u>\$ 8,766,164</u>

Actuarial gains and losses are amortized over 13 (2021 - 12) years for retirement benefits and 12 (2021 - 12) years for sick leave benefits, these being the expected average remaining service period of the related employee groups, commencing the year after the gain or loss arises. The total expense recorded in the financial statements in respect of obligations under this plan amounts to \$1,172,605 (2021 - \$1,121,167).

CITY OF NANAIMO
NOTES TO THE FINANCIAL STATEMENTS

for the year ended December 31, 2022

NOTE 7 - DEFERRED REVENUE AND OTHER LIABILITIES

	<u>2022</u>	<u>2021</u>
Tax Prepayments	\$ 16,700,317	\$ 15,637,525
Other Prepayments	9,446,223	8,571,703
	<u>\$ 26,146,540</u>	<u>\$ 24,209,228</u>

NOTE 8 - DEFERRED DEVELOPMENT COST CHARGES

	<u>2022</u>	<u>2021</u>
Deferred Development Cost Charges - beginning of year	\$ 60,614,941	\$ 56,751,703
Additions	8,402,167	5,274,135
Interest Earned	1,498,399	887,774
Revenue Recognized	(5,099,130)	(2,298,671)
	<u>\$ 65,416,377</u>	<u>\$ 60,614,941</u>

NOTE 9 - DEBT, NET OF MUNICIPAL FINANCE AUTHORITY (MFA) SINKING FUND DEPOSITS

The City issues debt instruments through the MFA pursuant to security issuing bylaws under the authority of the *Community Charter* to finance certain capital expenditures.

\$41,301,913 (2021 – \$45,947,100) of debt is with the MFA. Payments and actuarial allocations of \$37,819,677 on the gross amount borrowed of \$79,121,590 are held in a sinking fund by the MFA. The rates of interest on the principal amount of the MFA debentures vary between 0.91% and 4.51% per annum.

	<u>2022</u>	<u>2021</u>
Total Outstanding Debt - beginning of year	\$ 45,947,100	\$ 39,306,835
Reduction of Long-term Debt	(4,925,456)	(4,519,735)
Proceeds from long-term borrowing	280,269	11,160,000
	<u>\$ 41,301,913</u>	<u>\$ 45,947,100</u>

The City of Nanaimo is subject to 'Liability Servicing Limits' as outlined in Section 174 of the *Community Charter*. The maximum value of liability servicing cost for a given year is 25% of a municipality's controllable and sustainable revenues for the previous year. The calculated liability servicing limit for the City of Nanaimo for 2022 at December 31, 2021 was \$47,198,318. The actual liability servicing cost was \$5,453,198 and the estimated cost on unissued debt is \$206,027, leaving \$41,539,093 of liability servicing capacity available.

CITY OF NANAIMO
NOTES TO THE FINANCIAL STATEMENTS

for the year ended December 31, 2022

NOTE 9 - DEBT, NET OF MUNICIPAL FINANCE AUTHORITY (MFA) SINKING FUND DEPOSITS

Future payments on net outstanding debt over the next five years and thereafter are as follows:

<u>Year</u>	<u>General</u>	<u>Water</u>	<u>Total</u>
2023	\$ 3,310,418	\$ 1,058,526	\$ 4,368,944
2024	2,957,577	1,100,867	4,058,444
2025	3,044,290	1,144,902	4,189,192
2026	3,067,356	1,190,698	4,258,054
2027	2,062,765	1,238,326	3,301,091
Thereafter	11,932,932	9,193,256	21,126,188
	<u>\$ 26,375,338</u>	<u>\$ 14,926,575</u>	<u>\$41,301,913</u>

<u>Bylaw #</u>	<u>MFA Issue #</u>		<u>Interest Rate %</u>	<u>Year Matures</u>	<u>Balance Outstanding</u>	
					<u>2022</u>	<u>2021</u>
<u>General Fund - Tax Supported</u>						
5750	99	Port of Nanaimo Centre	1.53	2026	\$ 4,006,411	\$ 4,913,593
5750	101	Port of Nanaimo Centre	3.39	2027	4,913,593	5,785,884
7050	102	Fire Station #4	3.90	2027	1,228,398	1,446,471
7257	146	Fire Station #1	3.20	2038	2,731,620	2,863,191
7257	152	Fire Station #1	0.91	2040	1,829,758	1,915,618
7257	156	Fire Station #1	2.58	2041	10,712,015	11,160,000
7257	158	Fire Station #1	4.09	2042	280,269	-
		Garbage Trucks - Equipment	4.51	2022	-	268,588
		Garbage Trucks - Equipment	4.51	2023	446,260	1,343,852
		Garbage Trucks - Equipment	4.51	2025	227,014	305,515
					<u>26,375,338</u>	<u>30,002,712</u>
<u>Waterworks Fund - User Fee Supported</u>						
7127	126	Water Treatment Plant	3.85	2033	8,573,329	9,184,583
7127	127	Water Treatment Plant	3.30	2034	6,353,246	6,759,805
					<u>14,926,575</u>	<u>15,944,388</u>
					<u>\$ 41,301,913</u>	<u>\$ 45,947,100</u>

CITY OF NANAIMO
NOTES TO THE FINANCIAL STATEMENTS
for the year ended December 31, 2022

NOTE 10 - TANGIBLE CAPITAL ASSETS

<u>Net Book Value</u>	<u>2022</u>	<u>2021</u>
Land	\$ 111,736,384	\$ 109,826,420
Land Improvements	28,644,949	26,410,301
Leasehold Improvements	1,074,812	1,156,324
Marine Structures	1,120,478	1,152,209
Buildings	125,888,249	110,947,831
Vehicles and Equipment	20,279,805	17,837,775
IT Infrastructure	571,563	680,032
Drainage	83,452,450	80,430,127
Transportation	148,137,872	146,455,302
Sewer	55,463,623	52,731,533
Water	200,981,500	200,477,206
	<u>777,351,685</u>	<u>748,105,060</u>
Work In Progress	32,235,255	33,450,045
	<u>\$ 809,586,940</u>	<u>\$ 781,555,105</u>

See schedule of tangible capital assets (page 10) for more information. There were no write downs of tangible capital assets for 2021 and 2022. Developer contributed assets recognized in 2022 were \$2,563,598 (2021 - \$7,485,948) recorded at fair value at the time of receipt. These include transportation, drainage, sewer and water infrastructure and the land under these assets.

CITY OF NANAIMO
NOTES TO THE FINANCIAL STATEMENTS
for the year ended December 31, 2022

NOTE 11 - ACCUMULATED SURPLUS

	<u>2022</u>	<u>2021</u>
Reserve Accounts (Note 21)	\$ 91,636,368	\$ 89,723,172
Investment in Tangible Capital Assets (Note 18)	762,309,770	732,605,556
Community Works Reserve Fund (Gas Tax Agreement)	11,334,551	15,016,599
Equipment Depreciation Reserve	10,470,572	10,830,275
Facility Development (Recreation) Reserve	3,727,612	3,091,890
Property Sales Reserve	2,283,297	1,303,226
Knowles Estate Reserve	426,613	416,659
Parkland Dedication Reserve	787,065	790,121
Old City Neighborhood Parking Reserve	98,651	96,350
General Asset Management Reserve	17,041,030	13,725,330
Sewer Asset Management Reserve	5,618,996	4,099,117
Water Asset Management Reserve	10,309,745	10,636,466
Copier Replacement Reserve	411,061	389,760
Information Technology Reserve	2,512,523	2,084,446
NDSS Community Field Reserve	164,723	128,041
Parking Reserve	1,239,407	1,003,998
911 Reserve	274,057	436,481
Property Acquisition Reserve	5,361,482	2,741,145
Housing Legacy Reserve	3,656,306	3,200,571
Strategic Infrastructure Reserve	5,213,745	4,429,681
Off-Street Parking Reserve	73,450	71,737
Climate Action Reserve	850,670	880,246
	<u>\$ 935,801,694</u>	<u>\$ 897,700,867</u>

CITY OF NANAIMO

NOTES TO THE FINANCIAL STATEMENTS

for the year ended December 31, 2022

NOTE 12 - COMMITMENTS AND CONTINGENCIES

(a) Liability Claims

In the ordinary course of business, various claims and lawsuits are brought against the City. The City records an accrual in respect of legal claims that are likely to be successful and for which a liability amount is reasonably determinable. The remaining claims, should they be successful as a result of litigation, will be recorded when a liability is likely and determinable. Liability insurance is carried by the City, subject to a deductible of \$25,000 per claim.

(b) BC Assessment Authority Appeals

As at December 31, 2022, there were various appeals pending with respect to assessed values of properties. The outcome of those appeals may result in adjustments to property taxes receivable for the current and prior years. The City makes a provision against property taxes receivable for the impact of appeals where the losses are likely and the amounts are reasonably determinable.

(c) Joint and Several Liabilities

The City has a contingent liability with respect to debentures of the Regional District of Nanaimo and the Regional Hospital District of Nanaimo, to the extent provided for in their respective Acts of Incorporation. Management does not consider payment under this contingency to be likely and therefore no amounts have been accrued.

The City issues its debt instruments primarily through the MFA. Demand notes are executed in connection with each debenture whereby the City may be required to pay certain amounts to the Regional District of Nanaimo. These demand notes of \$1,926,056 (2021 – \$1,918,171) are contingent in nature and given the low likelihood of payment are not reflected in the accounts.

The City is a participant in the Municipal Insurance Association of British Columbia (the Association). Should the Association pay out claims in excess of premiums received, it is possible that the City, along with other participants, would be required to contribute towards the deficit.

CITY OF NANAIMO

NOTES TO THE FINANCIAL STATEMENTS

for the year ended December 31, 2022

NOTE 12 - COMMITMENTS AND CONTINGENCIES

(d) Subsidence of Mines

Continued existence of abandoned underground mines has resulted in risk to private land and public roads due to potential collapse or instability. The full impact of the abandoned mines and any potential liabilities are unknown at this time. No determination of the City's liability, if any, has been made and no estimate of potential loss can be made or recorded at this time. A liability will be recorded if remediation costs are determined to be likely and the amounts are reasonably determinable.

(e) Commitments

The City has \$52,200,000 (2021 - \$31,500,000) in open purchase orders at year end which have not been recorded in the financial statements. The funding for the majority of these obligations has been set aside in reserves for future expenditures. These amounts will be recorded in the period that the goods and services, to which they relate, are received.

(f) Guarantees

The City has guaranteed the amount of a \$2,000,000 line of credit for the Port Theatre Society. Management considers the likelihood of payment on the guarantee to be low.

NOTE 13 - CEMETERY CARE FUND

The City operates the cemetery and maintains a cemetery perpetual care fund in accordance with the *Cremation, Interment and Funeral Services Act*. The trust fund assets and liabilities are not included in the financial statements. At December 31, 2022, the balance of funds held in trust was \$636,658 (2021 - \$622,968).

CITY OF NANAIMO
NOTES TO THE FINANCIAL STATEMENTS
for the year ended December 31, 2022

NOTE 14 - ANNUAL BUDGET

These financial statements include the Annual Budget as approved by Council on May 9, 2022. No amendments subsequent to this date have been included. The following is a reconciliation of the budget presentation required for the 2022 financial statements and the annual financial plan bylaw:

Annual Budgeted Surplus - Statement of Operations	\$ 22,152,721
Cemetery Care Fund - not in reporting entity	10,000
Net Development Cost Charges	(7,284,815)
	<hr/>
Annual Surplus from the 2022 Financial Plan	14,877,906
Amortization, not funded	29,655,473
Capital Expenditures	(113,537,850)
Proceeds from Borrowing	4,829,441
Principal Repayment of Debt	(4,955,741)
Transfers from Accumulated Surplus	69,130,771
	<hr/>
Net Annual Budget - as approved	\$ -

CITY OF NANAIMO
NOTES TO THE FINANCIAL STATEMENTS

for the year ended December 31, 2022

NOTE 15 - TAXATION AND PAYMENTS IN LIEU

	<u>Municipal</u>	<u>Other</u>	<u>2022</u> <u>Total</u>	<u>2021</u> <u>Total</u>
Property Taxes	\$ 130,343,495	\$ 84,863,755	\$ 215,207,250	\$ 196,565,661
Business Improvement Area Levies	201,500	-	201,500	192,430
Taxes in Lieu of Licenses	1,423,348	-	1,423,348	1,426,076
Payments in Lieu of Taxes	2,566,901	747,362	3,314,263	2,819,355
	<u>\$ 134,535,244</u>	<u>\$ 85,611,117</u>	<u>\$ 220,146,361</u>	<u>\$ 201,003,522</u>
			<u>2022</u>	<u>2021</u>
Less Collections for Other Governments:				
Province of British Columbia (School Tax)			\$ 45,664,995	\$ 42,863,742
Regional District of Nanaimo			28,148,088	25,892,397
Nanaimo Regional Hospital District			10,500,636	5,536,766
Other Agencies			1,297,398	1,174,167
			<u>85,611,117</u>	<u>75,467,072</u>
Taxation and Payments in Lieu			<u>\$ 134,535,244</u>	<u>\$ 125,536,450</u>

NOTE 16 - USER FEES AND SALES OF SERVICES

	<u>2022</u>	<u>2021</u>
Waterworks	\$ 24,603,139	\$ 23,974,508
Sewer System	9,116,959	8,704,109
Garbage Collection	7,748,400	6,796,415
Recreation Programs	5,662,866	3,728,308
Vancouver Island Conference Centre	1,890,117	454,926
Parking	1,344,505	1,033,290
Public Works	1,060,555	928,478
Other	203,037	256,573
Fire Rescue	155,542	127,008
Police Services	83,253	86,874
	<u>\$ 51,868,373</u>	<u>\$ 46,090,489</u>

CITY OF NANAIMO
NOTES TO THE FINANCIAL STATEMENTS
for the year ended December 31, 2022

NOTE 17 - TRANSFERS FROM OTHER GOVERNMENTS

	<u>2022</u>	<u>2021</u>
<u>Federal</u>		
Capital	\$ 453,403	\$ 10,000
Gas Tax	4,041,138	7,907,567
Other	988,219	504,730
	<u>5,482,760</u>	<u>8,422,297</u>
<u>Provincial</u>		
Capital	6,000	525,364
Casino Gaming	2,569,865	1,296,018
Revenue Sharing	1,235,430	1,325,884
Climate Action Plan Funding	325,082	-
Other	285,531	203,852
	<u>4,421,908</u>	<u>3,351,118</u>
<u>Other Governments</u>		
Other	56,762	6,039
	<u>56,762</u>	<u>6,039</u>
Total transfers from other governments	<u>\$ 9,961,430</u>	<u>\$ 11,779,454</u>
Transfers from other governments - capital	\$ 4,500,541	\$ 8,442,931
Transfers from other governments - operating	5,460,889	3,336,523
	<u>5,460,889</u>	<u>3,336,523</u>
Total transfers from other governments	<u>\$ 9,961,430</u>	<u>\$ 11,779,454</u>

CITY OF NANAIMO
NOTES TO THE FINANCIAL STATEMENTS

for the year ended December 31, 2022

NOTE 18 - INVESTMENT IN TANGIBLE CAPITAL ASSETS

	<u>2022</u>	<u>2021</u>
Investment in Tangible Capital Assets - beginning of year	\$ 732,605,556	\$ 707,273,665
Add:		
Capital Additions	57,341,340	59,412,236
Reductions in Long-term Debt	4,925,456	4,519,735
Unused Borrowing - Fire Hall	-	3,113,972
Funding repaid to Deferred Capital Fund	337,006	272,633
Less:		
Amortization	(28,035,992)	(26,687,264)
Funding from Deferred Capital Fund	(195,843)	(2,379,042)
Used Borrowing - Fire Hall	(3,113,972)	(1,238,850)
New Borrowing - Fire Hall	(280,268)	(11,160,000)
Net Book Value of Asset Disposals	(1,273,513)	(521,529)
Investment in Tangible Capital Assets - end of year	<u>\$ 762,309,770</u>	<u>\$ 732,605,556</u>

NOTE 19 - MUNICIPAL PENSION PLAN

The City and its employees contribute to the Municipal Pension Plan (the Plan), a jointly trustee pension plan. The Board of Trustees, representing plan members and employers, is responsible for administering the plan, including investment of the assets and administration of benefits. The Plan is a multi-employer defined benefit pension plan. Basic pension benefits provided are based on a formula. As at December 31, 2022, the Plan has about 227,000 active members and approximately 118,000 retired members. Active members include approximately 42,000 contributors from Local Government.

Every three years, an actuarial valuation is performed to assess the financial position of the plan and adequacy of plan funding. The actuary determines an appropriate combined employer and member contribution rate to fund the plan. The actuary's calculated contribution rate is based on the entry-age normal cost method, which produces the long-term rate of member and employer contributions sufficient to provide benefits for average future entrants to the plan. This rate is then adjusted to the extent there is amortization of any funding surplus and will be adjusted for the amortization of any unfunded liability.

CITY OF NANAIMO

NOTES TO THE FINANCIAL STATEMENTS

for the year ended December 31, 2022

NOTE 19 - MUNICIPAL PENSION PLAN

The most recent valuation for the Municipal Pension Plan as at December 31, 2021 indicated a \$3,761 million funding surplus for basic pension benefits on a going concern basis. During 2022, City of Nanaimo contributions to the plan were:

	<u>2022</u>	<u>2021</u>
Employer Portion	\$ 5,675,930	\$ 5,997,240
Employee Portion	4,962,886	5,021,516
	<u>\$ 10,638,816</u>	<u>\$ 11,018,756</u>

The next valuation will be as at December 31, 2024 with results available in 2025.

Employers participating in the plan record their pension expense as the amount of employer contributions made during the fiscal year (defined contribution pension plan accounting). This is because the plan records accrued liabilities and accrued assets for the plan in aggregate, resulting in no consistent and reliable basis for allocating the obligation, assets and cost to individual employers participating in the plan.

NOTE 20 - FINANCIAL INSTRUMENTS

(a) Financial Risk and Fair Market Values

The City's financial instruments consist of cash and cash equivalents, accounts receivable, development cost charges receivable, temporary investments, accounts payable and accrued liabilities and debt. The City does not hold any asset-backed commercial paper or hedge funds. The financial risk is the risk to the City's earnings that arises from fluctuations in interest rates, foreign exchange rates, and the degree of volatility of these rates. The City does not use derivative instruments to reduce its exposure to interest rate risk nor foreign exchange risk as management does not consider the risks material.

CITY OF NANAIMO

NOTES TO THE FINANCIAL STATEMENTS

for the year ended December 31, 2022

NOTE 20 - FINANCIAL INSTRUMENTS

(b) Credit Risk

The City is not exposed to significant risk from its accounts receivables. The City's tax base has a significant number of participants which reduces the concentration of credit risk. Credit risk is further minimized as the City has the ability to expropriate land in the event of non-payment of property tax receivables. There has been no significant change to risk exposure throughout 2022.

NOTE 21 - RESERVES

	<u>Work in Progress</u>	<u>Available for Future Commitments</u>	<u>2022</u>	<u>2021</u>
<u>General Revenue Fund Reserve Accounts</u>				
Brechin Boat Ramp	\$ 93,260	\$ 44,423	\$ 137,683	\$ 124,273
Pipers Park	-	116,843	116,843	94,365
Strategic Partnerships	200,000	43	200,043	200,043
General Capital	2,665,666	2,211,435	4,877,101	4,111,094
Prior Year Carry Forwards	7,338,196	-	7,338,196	5,442,197
RCMP Contract Financial Stability	1,400,000	3,133,433	4,533,433	1,533,433
Fitzwilliam Street Parking	-	142,868	142,868	142,868
Vancouver Island Conference Centre	233,790	587,407	821,197	828,519
Snow and Ice Control Financial Stability	-	1,330,000	1,330,000	1,200,000
General Financial Stability	660,000	15,862,062	16,522,062	16,511,688
Special Initiatives	7,402,048	720,641	8,122,689	9,069,353
Casino	157,067	330,000	487,067	576,301
Sanitation Levelling	548,536	581,247	1,129,783	874,479
	<u>20,698,563</u>	<u>25,060,402</u>	<u>45,758,965</u>	<u>40,708,613</u>
<u>Sewer Revenue Reserve Accounts</u>				
Sewer General	6,350,329	8,266,339	14,616,668	16,711,771
Sewer Financial Stability	-	500,000	500,000	500,000
	<u>6,350,329</u>	<u>8,766,339</u>	<u>15,116,668</u>	<u>17,211,771</u>
<u>Waterworks Revenue Fund Reserve Accounts</u>				
Water General	29,059,680	-	29,059,680	30,101,733
Water Financial Stability	-	1,701,055	1,701,055	1,701,055
	<u>29,059,680</u>	<u>1,701,055</u>	<u>30,760,735</u>	<u>31,802,788</u>
Total Reserve Accounts	<u>\$ 56,108,572</u>	<u>\$ 35,527,796</u>	<u>\$ 91,636,368</u>	<u>\$ 89,723,172</u>

CITY OF NANAIMO

NOTES TO THE FINANCIAL STATEMENTS

for the year ended December 31, 2022

NOTE 22 - SEGMENT REPORTING

The City's operations and activities are organized and reported by Fund. City services are provided by departments and their activities are reported in these funds. See Schedule of Operations by Segment (page 8).

GENERAL REVENUE FUND

Certain departments have been separately disclosed in the segmented information, along with the services they provide as follows:

City Administration

The Chief Administrative Officer's office assists Council to establish its strategic direction for the City and takes the lead role in managing the implementation of policy direction established by Council. The Office also provides managerial leadership and direction to all City departments and operations.

The City Administration department is also responsible for Human Resources and Organizational Planning, Legislative Services, and Communications.

Corporate Services

Providing service to both the internal organization and the community, the Corporate Services Department is responsible for Information Technology, and Financial Services and Purchasing.

Corporate & Business Development

Corporate & Business Development is responsible for managing the City's real estate assets, delivering economic development services, and providing oversight of the City's external agencies (Nanaimo Prosperity Corporation, Tourism Nanaimo Society, and Nanaimo Systems Planning Organization Society). In addition, the contractor for the Vancouver Island Conference Centre is overseen by this department.

Development Services

Development Services is responsible for a variety of tasks relating to planning and development. This includes processing development applications and developing related policies and regulations. Development Services is also responsible for bylaw, animal control, and parking.

CITY OF NANAIMO

NOTES TO THE FINANCIAL STATEMENTS

for the year ended December 31, 2022

NOTE 22 - SEGMENT REPORTING

Fire

The Fire Department has the responsibility of protecting the City's citizens and infrastructure through prevention and quick and high quality response to fire, medical and other emergency incidents in the most effective and responsive manner possible.

Police

The City contracts the Royal Canadian Mounted Police to provide top quality policing services in Nanaimo. With administrative support services provided by City employees, the detachment provides all standard policing services, including response to emergency and non-emergency calls, criminal investigations and traffic safety measures

Parks, Recreation and Culture

The Parks, Recreation and Culture department manages, facilitates and maintains a system of services, facilities, parks and open spaces and works to enhance the quality of life for the citizens of Nanaimo.

Engineering and Public Works

Engineering and Public Works is responsible for the planning, design, construction, operation and maintenance of the City's infrastructure including the City's water, sanitary sewer, drainage and transportation infrastructure. Department operations also include maintenance of the City's fleet, cemeteries, solid waste collection and recycling.

SEWER SYSTEM FUND

The City Sanitary Sewer Utility is a self-funded department that operates and maintains a sewer collection system that serves the City.

WATERWORKS FUND

The City Waterworks Utility is a self-funded department that delivers water to residential, commercial and industrial premises in Nanaimo. The Utility operates and maintains a supply system consisting of dams, transmission mains, reservoirs and treatment facilities as well as a distribution system.

CITY OF NANAIMO

NOTES TO THE FINANCIAL STATEMENTS

for the year ended December 31, 2022

NOTE 23 - CONTRACTUAL RIGHTS

The City of Nanaimo has entered into various contracts for rental revenue within the normal course of operations. The estimated contractual rights under these contracts for the years ending December 31 are as follows:

2023	\$ 1,048,912
2024	1,050,744
2025	1,050,745
2026	1,050,744
2027	1,050,745
	<u>\$ 5,251,890</u>

In addition to these contractual rights, the City has agreements with several parties that provide for the recovery of costs and payments of annual fees and commissions based on annual results.

NOTE 24 - SUBSEQUENT EVENT

Subsequent to year-end, the Province publicly announced the Growing Communities Fund that will provide local governments in the province with one-time funding to address the needs of their growing communities. The City of Nanaimo has received \$16,088,000 under this program which will be spent in accordance with the guidelines provided by the Province.

NOTE 25 - COMPARATIVE FIGURES

Certain comparative figures have been reclassified to conform with the financial statement presentation adopted for the current year.

The City changed its organizational structure in 2022, so the 2021 comparatives have been adjusted to reflect the new organizational layout. This reclassification has no impact on surplus.



Looking Forward: 2023-2027 Financial Plan

The City's Annual Report reviews the past year and the progress made towards strategic goals and initiatives. The City's Five Year Financial Plan provides a look forward and outlines the plans and the resources needed to deliver City services and to continue to implement important City priorities each year. These two annual documents provide the community with important feedback and information on Council's management and priorities.

The City of Nanaimo's 2023-2027 Financial Plan can be found on our website at www.nanaimo.ca or by clicking the button below on the online version of this report.



**View the 2023-2027
Financial Plan**

The logo for the Statistical Section is a dark purple circle containing the text "Statistical Section" in white. This circle is partially overlapped by a larger, semi-transparent light green circle. A white curved line starts from the bottom left and arcs across the page, passing through the green circle.

Statistical Section

Statistical & Financial Analysis 2018-2022

Where Do Your Tax \$ Go?

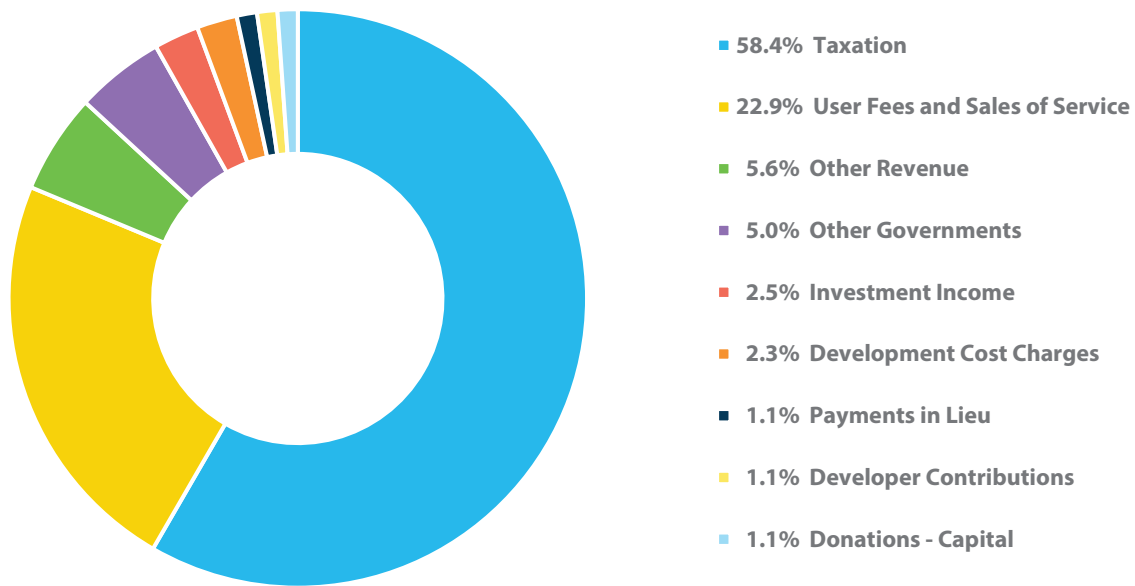
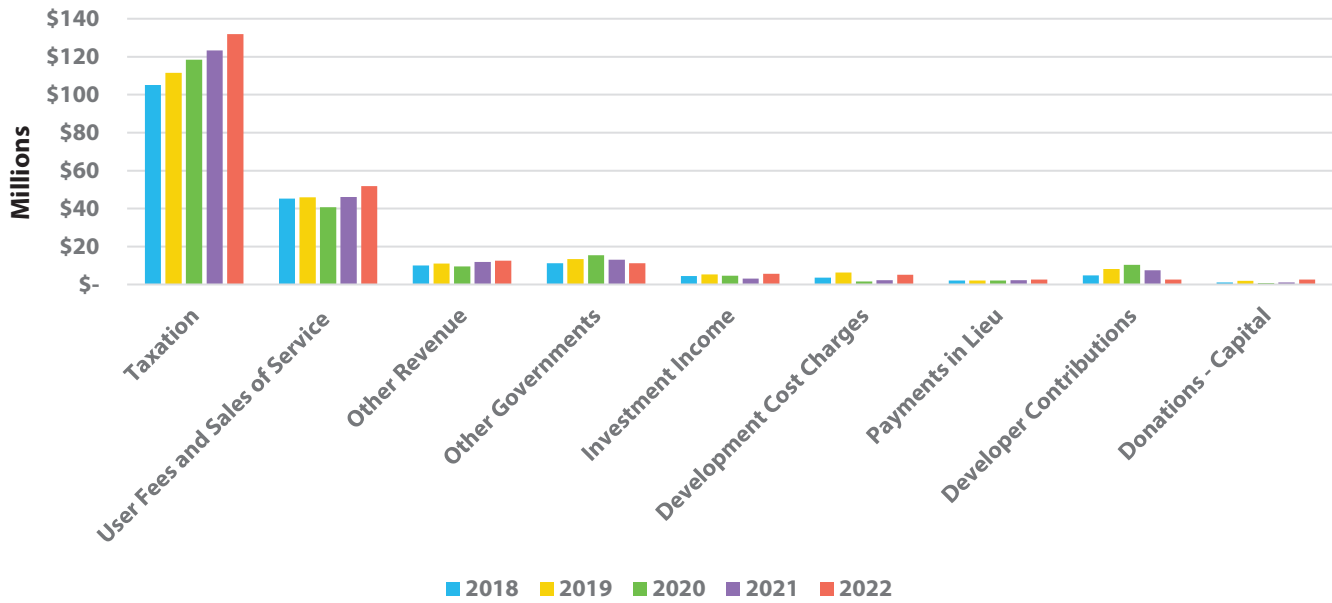
Property Owners with Gross Taxes Exceeding
\$250,000 in 2022

Permissive Tax Exemptions for 2022 (Bylaw
7315)



Revenue by Source 2018 – 2022

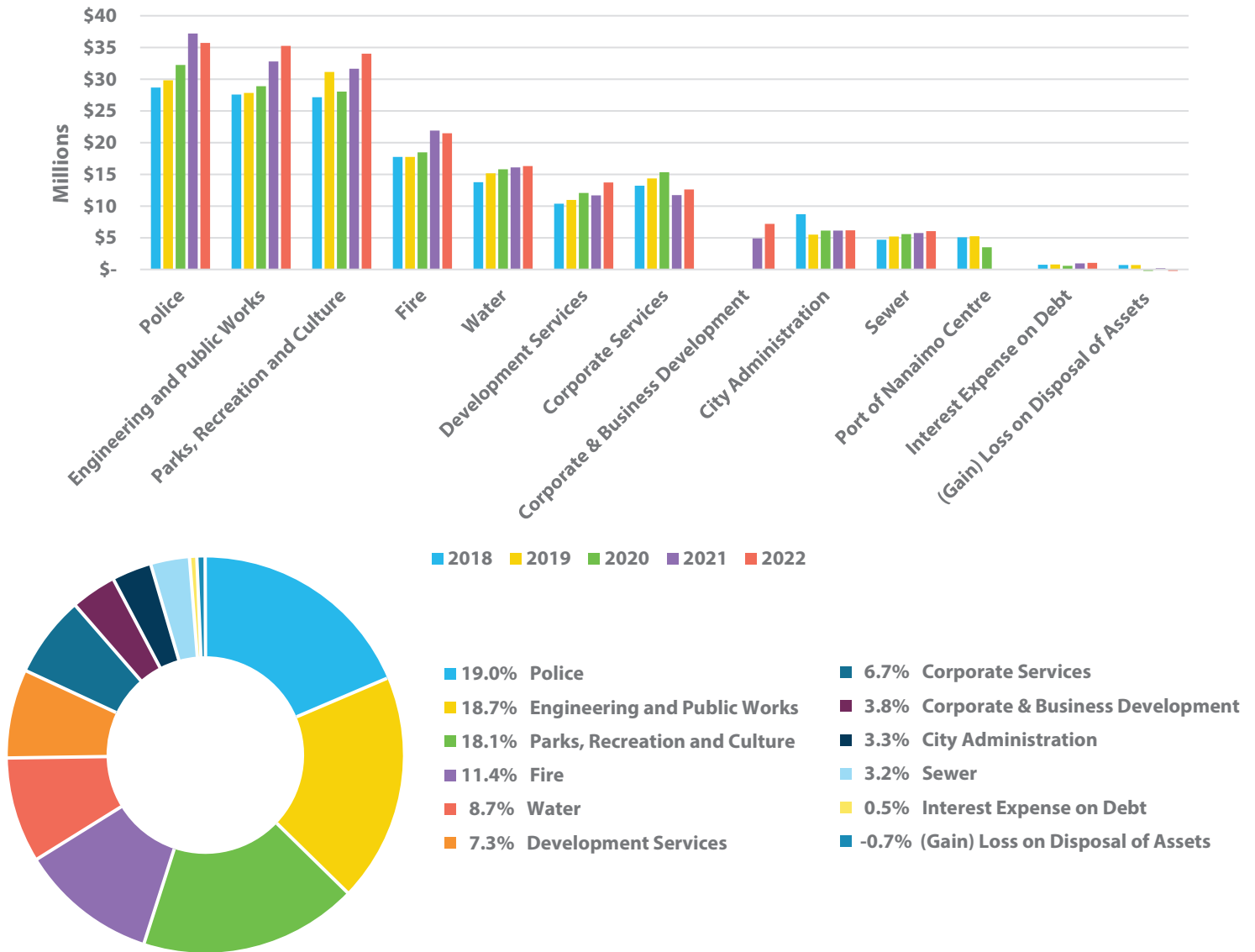
Source: City of Nanaimo Finance Department



Revenue by Source	2018	2019	2020	2021	2022
Taxation	105,092,714	111,483,549	118,370,973	123,335,853	131,968,343
User Fees and Sales of Service	45,329,195	45,848,098	40,618,459	46,090,489	51,868,373
Other Revenue	9,950,204	10,990,146	9,575,584	11,904,398	12,618,392
Other Governments	11,241,378	13,420,109	15,445,069	12,979,217	11,243,357
Investment Income	4,380,302	5,262,350	4,636,197	3,073,690	5,684,548
Development Cost Charges	3,691,180	6,252,024	1,647,250	2,298,671	5,099,130
Payments in Lieu	2,047,951	2,077,224	2,111,857	2,200,597	2,566,901
Developer Contributions	4,727,790	8,134,351	10,400,599	7,485,948	2,563,598
Donations - Capital	1,015,560	1,865,131	735,524	1,005,147	2,549,971
Total Revenue	\$ 187,476,274	\$ 205,332,982	\$ 203,541,512	\$ 210,374,010	\$ 226,162,613

Expenses by Function 2018 – 2022

Source: City of Nanaimo Finance Department

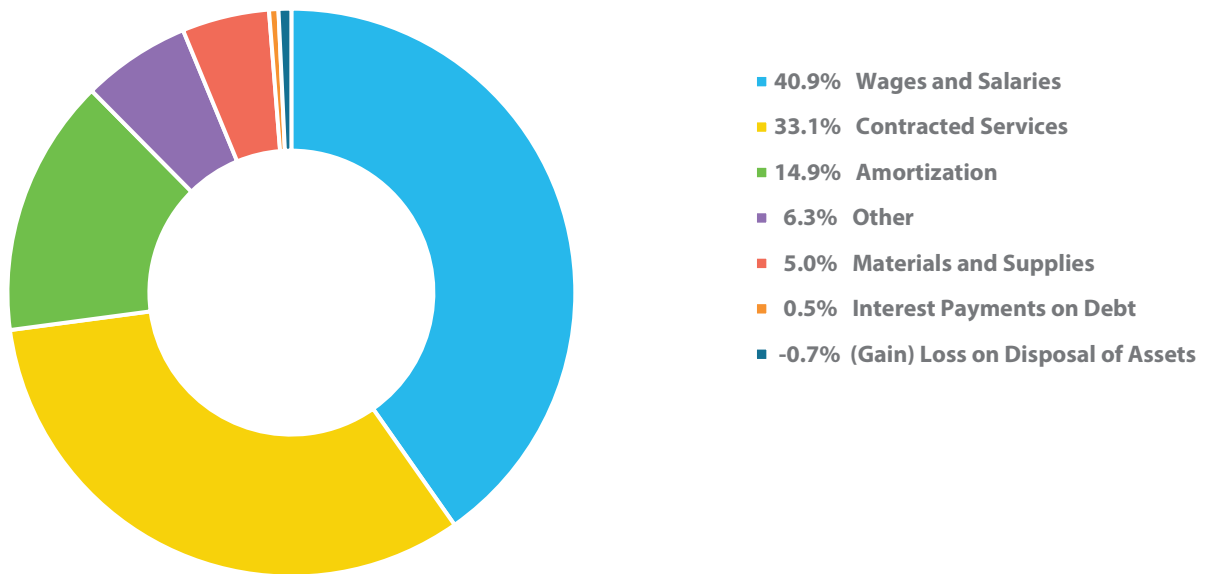
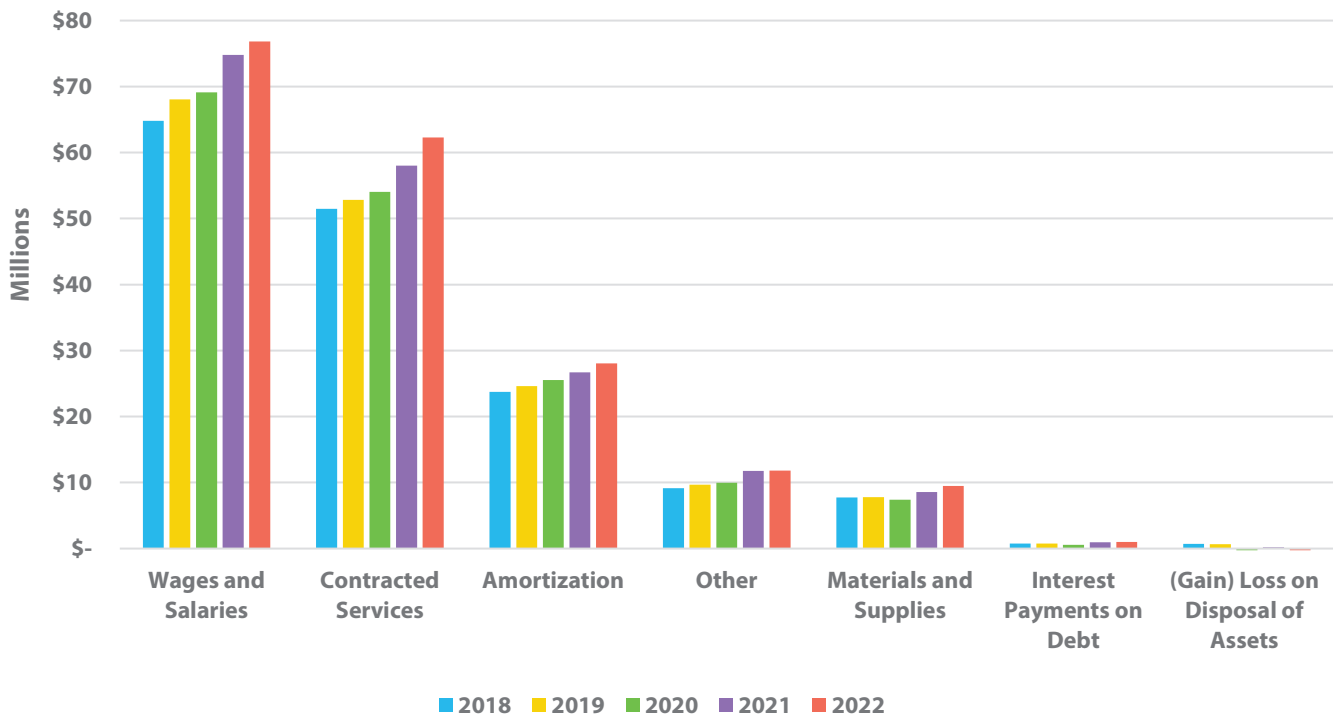


Expenses by Function	2018	2019	2020	2021	2022
Police	28,660,500	29,837,273	32,238,119	37,209,660	35,698,638
Engineering and Public Works	27,559,159	27,819,224	28,910,431	32,771,692	35,251,948
Parks, Recreation and Culture	27,163,217	31,152,635	28,062,053	31,652,965	34,038,078
Fire	17,759,443	17,747,090	18,481,947	21,882,274	21,458,485
Water	13,742,777	15,164,321	15,811,328	16,097,499	16,291,938
Development Services	10,375,538	10,977,170	12,077,570	11,689,807	13,697,949
Corporate Services	13,223,103	14,358,478	15,306,364	11,742,134	12,598,114
Corporate & Business Development	-	-	-	4,890,253	7,182,944
City Administration	8,726,576	5,506,080	6,111,310	6,128,719	6,185,056
Sewer	4,675,679	5,197,941	5,572,453	5,733,430	6,027,338
Port of Nanaimo Centre	5,044,608	5,220,321	3,494,357	-	-
Interest Expense on Debt	760,041	782,973	569,966	933,463	1,019,036
(Gain) Loss on Disposal of Assets	699,223	679,600	(283,403)	177,347	(1,387,738)
Total Expenses by Function	\$ 158,389,864	\$ 164,443,106	\$ 166,352,495	\$ 180,909,243	\$ 188,061,786

*2022 corporate reorg. 2021 & 2022 restated to new structure

Expenses by Object 2018 – 2022

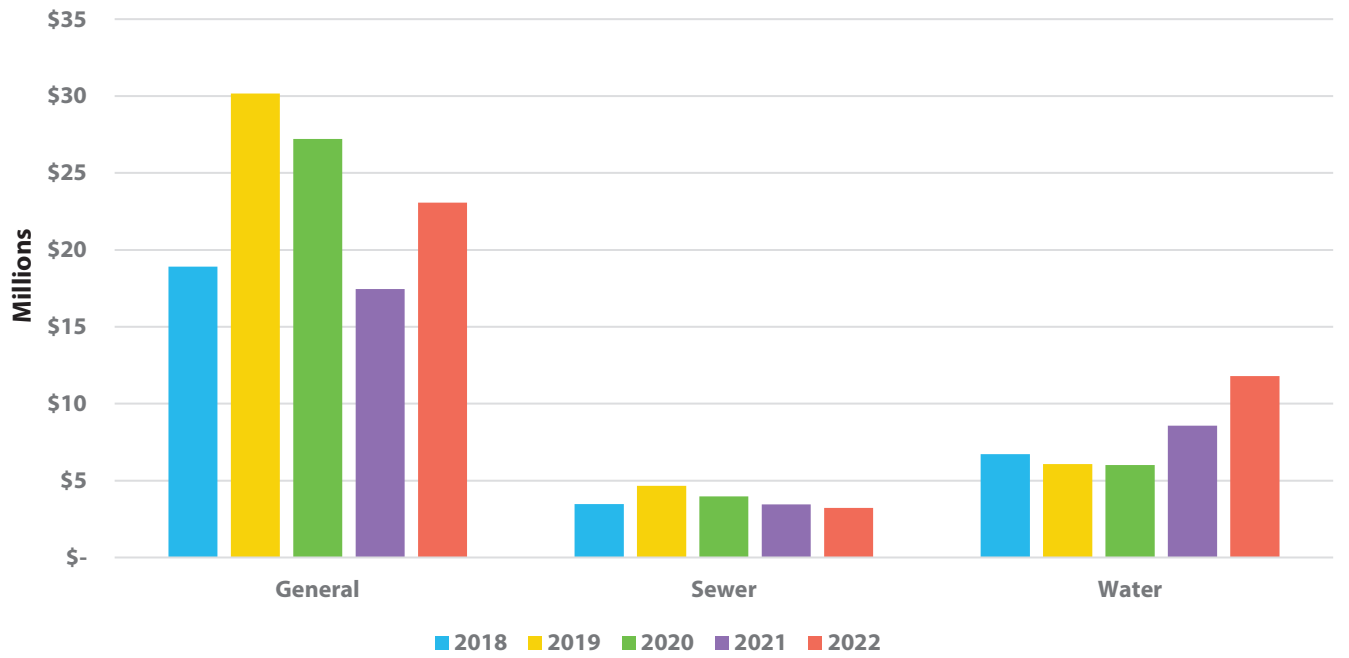
Source: City of Nanaimo Finance Department



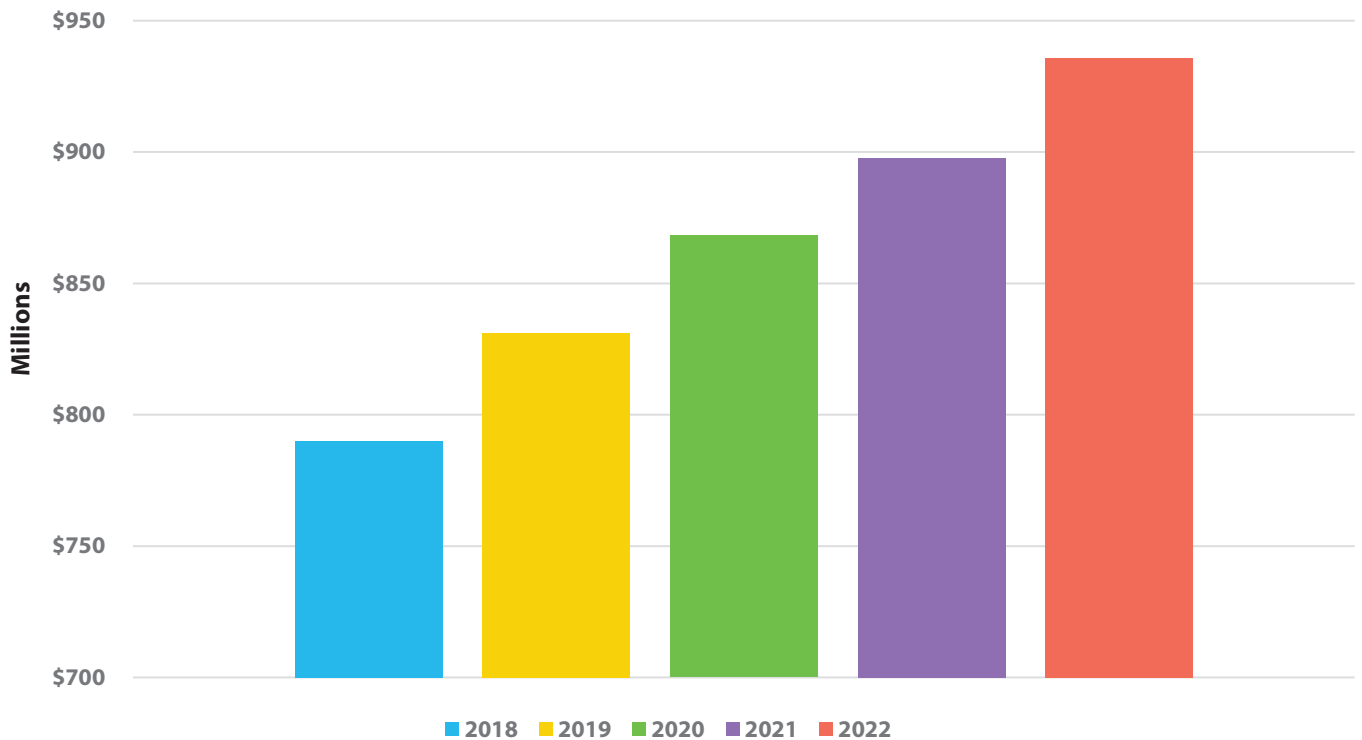
Expenses by Object	2018	2019	2020	2021	2022
Wages and Salaries	64,820,429	68,082,132	69,131,981	74,786,654	76,812,580
Contracted Services	51,479,092	52,830,677	54,056,133	58,005,473	62,297,245
Amortization	23,732,384	24,606,903	25,514,512	26,687,264	28,035,992
Other	9,146,684	9,682,014	9,977,239	11,758,835	11,798,390
Materials and Supplies	7,752,011	7,778,807	7,386,067	8,560,207	9,486,281
Interest Payments on Debt	760,041	782,973	569,966	933,463	1,019,036
(Gain) Loss on Disposal of Assets	699,223	679,600	(283,403)	177,347	(1,387,738)
Total Expenses by Object	\$ 158,389,864	\$ 164,443,106	\$ 166,352,495	\$ 180,909,243	\$ 188,061,786

Surplus for the Year 2018 -2022

Surplus for the Year	2018	2019	2020	2021	2022
General	18,899,472	30,161,202	27,208,341	17,452,746	23,076,549
Sewer	3,468,169	4,650,674	3,962,920	3,447,657	3,229,821
Water	6,718,769	6,078,000	6,017,756	8,564,364	11,794,457
Total Surplus	\$ 29,086,410	\$ 40,889,876	\$ 37,189,017	\$ 29,464,767	\$ 38,100,827



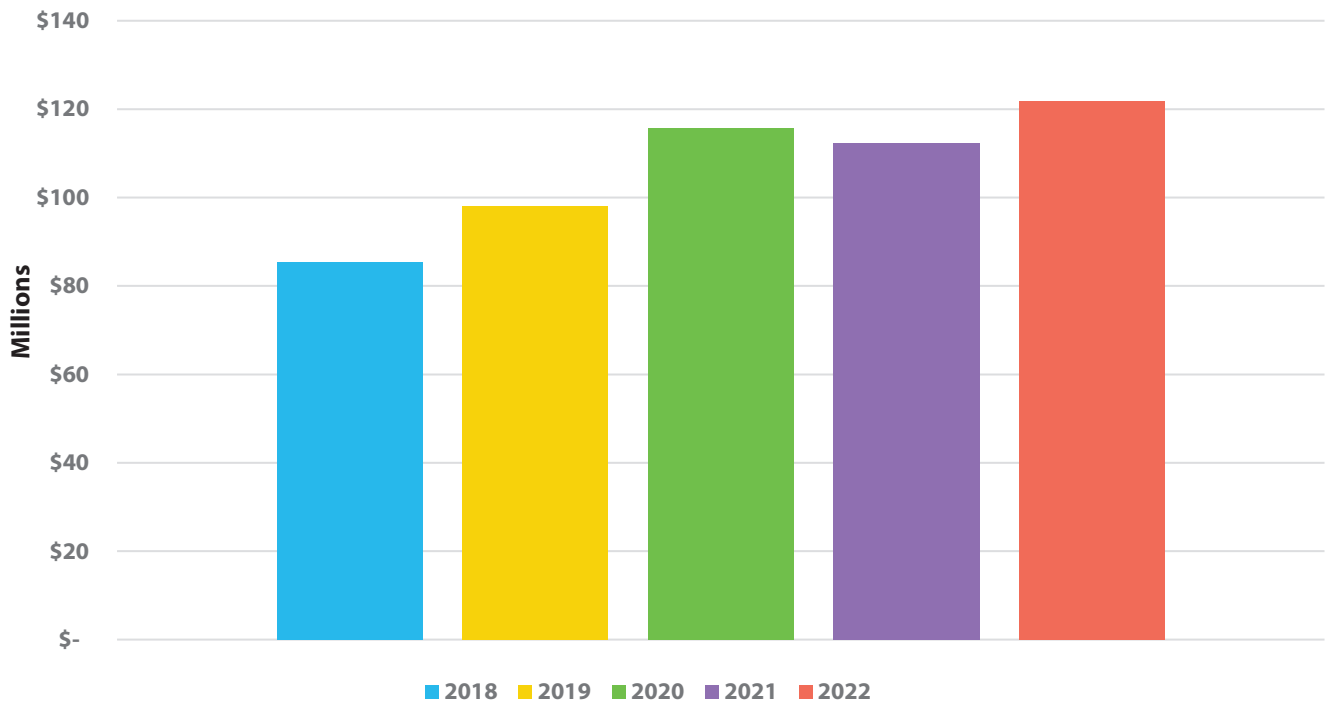
Accumulated Consolidated Surplus	2018	2019	2020	2021	2022
Total Accumulated Surplus	\$ 790,157,207	\$ 831,047,083	\$ 868,236,100	\$ 897,700,867	\$ 935,801,694





Deverill Square Water Park

Net Financial Assets 2018-2022



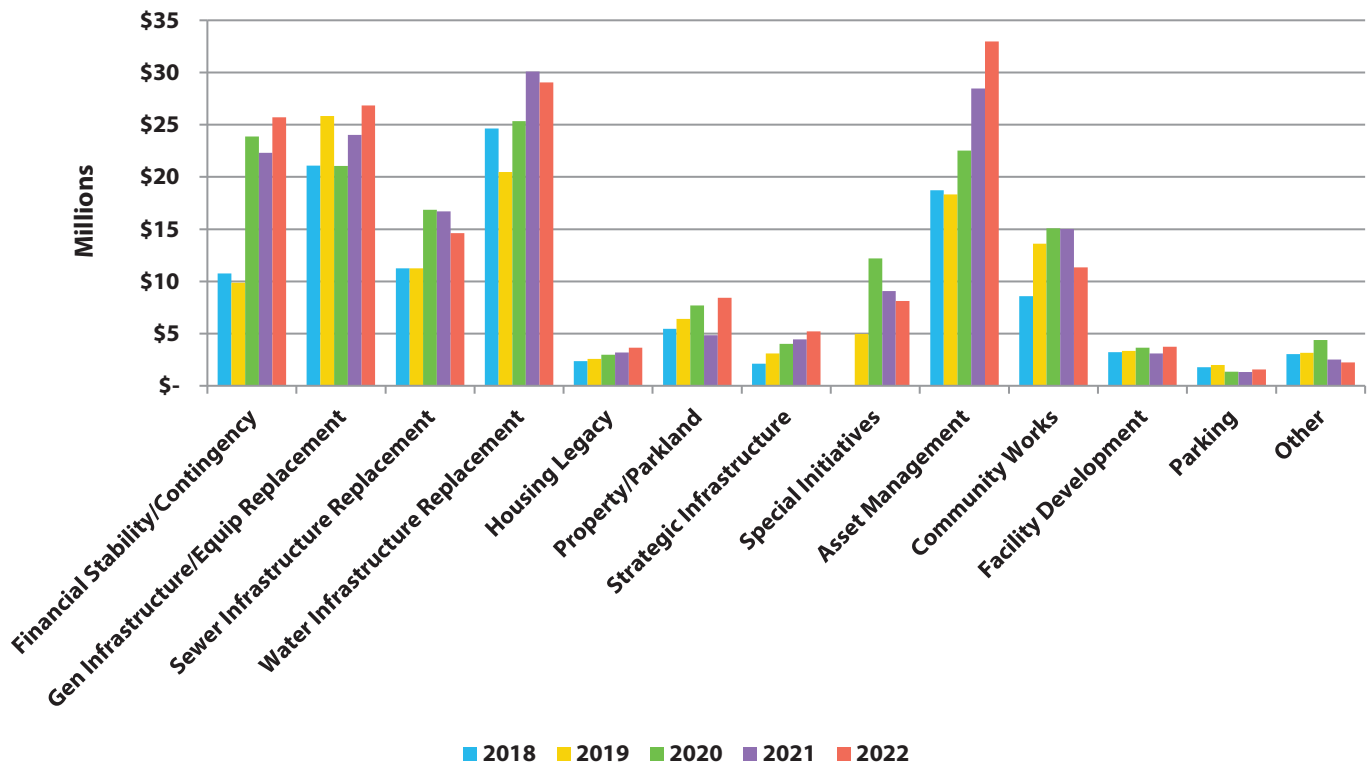
Reserve Funds 2018 -2022

Source: City of Nanaimo Finance Department

The City maintains operating reserves that provide funds for future infrastructure and strategic investment. Contributions to operating reserves are through allocations of prior year surplus and through annual contributions.

The City has Statutory Reserve Funds that are authorized by the Community Charter and/or City Bylaws. The purpose of setting aside reserves is to provide funding for anticipated future expenditures to ensure sufficient funds are available when required and to limit the need to incur debt or require large increases in taxation or user fees. Contributions to statutory reserves are through annual allocations of general revenues, user fees and development cost charges (DCCs).

Reserve Summary (Excluding DCCs)

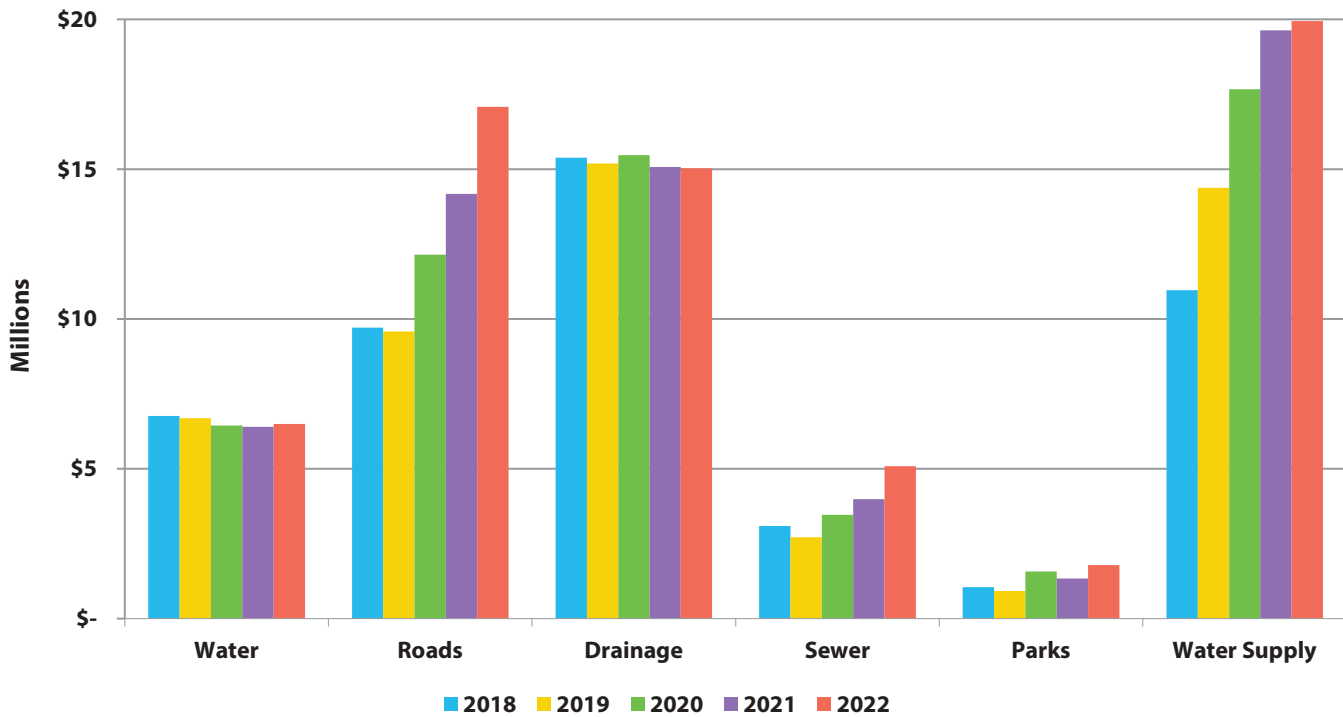


Reserves Summary (Excluding DCCs)	2018	2019	2020	2021	2022
Financial Stability/Contingency	10,762,327	9,866,162	23,872,631	22,320,655	25,716,333
Gen Infrastructure/Equip Replacement	21,069,456	25,823,249	21,056,133	24,032,970	26,849,899
Sewer Infrastructure Replacement	11,241,903	11,250,976	16,842,033	16,711,771	14,616,668
Water Infrastructure Replacement	24,630,039	20,464,483	25,333,581	30,101,733	29,059,680
Housing Legacy	2,364,066	2,588,638	2,973,608	3,200,571	3,656,306
Property/Parkland	5,454,040	6,408,739	7,696,421	4,834,492	8,431,844
Strategic Infrastructure	2,115,162	3,090,982	4,025,304	4,429,681	5,213,745
Special Initiatives	-	4,968,073	12,195,731	9,069,353	8,122,689
Asset Management	18,739,648	18,319,370	22,510,312	28,460,913	32,969,770
Community Works	8,569,140	13,610,936	15,088,694	15,016,599	11,334,551
Facility Development	3,210,785	3,350,653	3,634,205	3,091,890	3,727,612
Parking	1,780,742	1,999,343	1,349,165	1,314,953	1,554,376
Other	3,023,662	3,164,448	4,384,617	2,509,730	2,238,450
Total	\$ 112,960,970	\$ 124,906,052	\$ 160,962,435	\$ 165,095,311	\$ 173,491,923



Pipers Lagoon

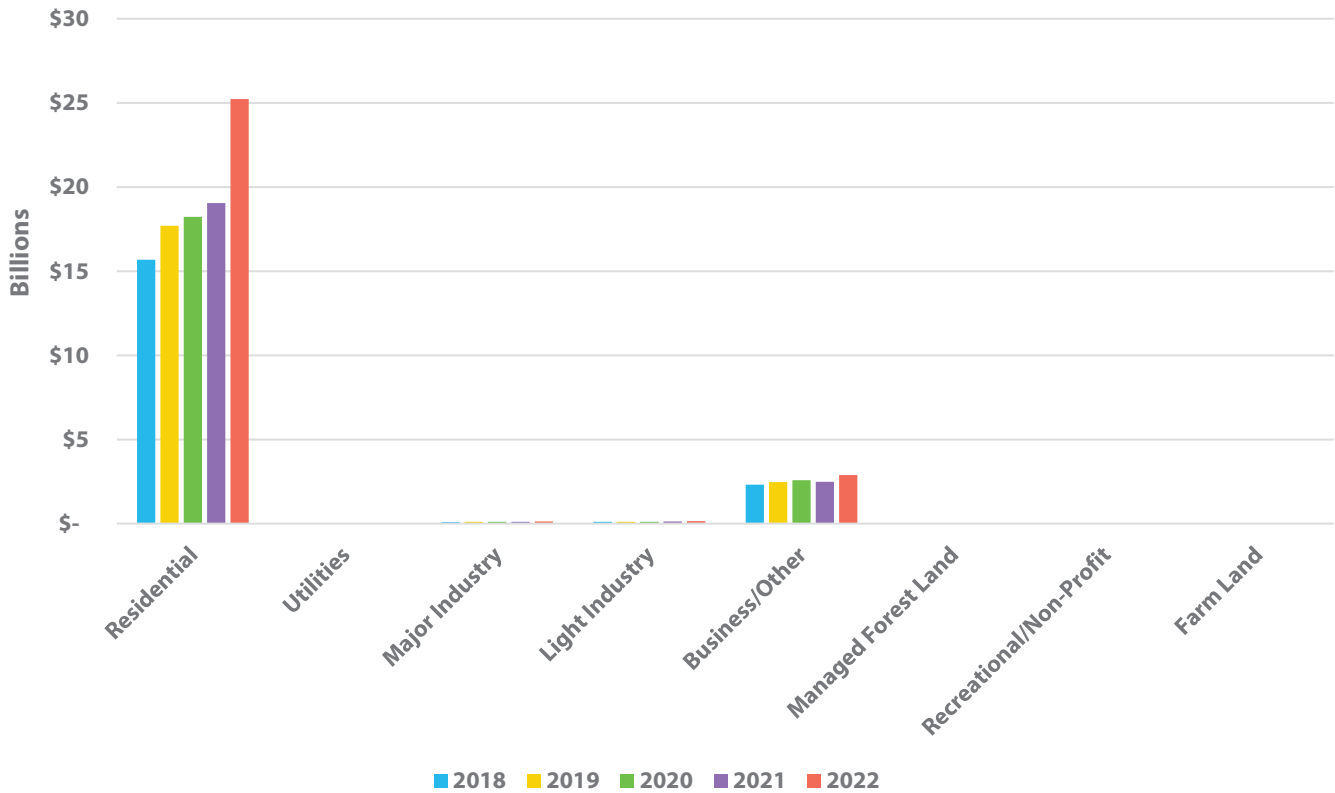
DCC Reserves Summary



DCC Reserves Summary	2018	2019	2020	2021	2022
Water	6,767,048	6,691,316	6,441,363	6,405,865	6,498,216
Roads	9,706,999	9,587,345	12,143,117	14,170,383	17,075,029
Drainage	15,386,027	15,186,661	15,472,675	15,074,339	15,032,269
Sewer	3,094,553	2,715,948	3,459,401	3,987,852	5,082,771
Parks	1,044,969	926,707	1,568,712	1,341,059	1,790,331
Water Supply	10,965,822	14,375,558	17,666,436	19,635,443	19,937,761
Total DCCs	\$ 46,965,417	\$ 49,483,535	\$ 56,751,703	\$ 60,614,941	\$ 65,416,377

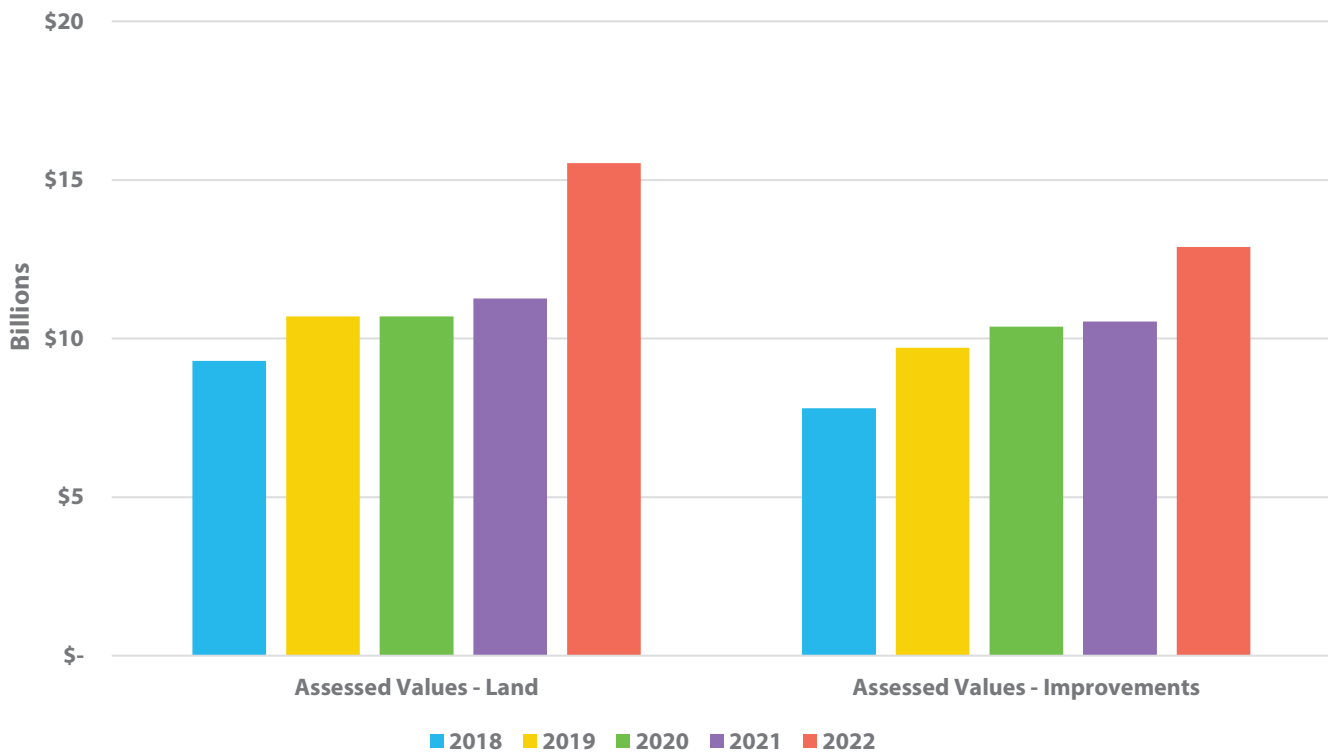
General Assessment by Property Class 2018 -2022

Source: BC Assessment Authority



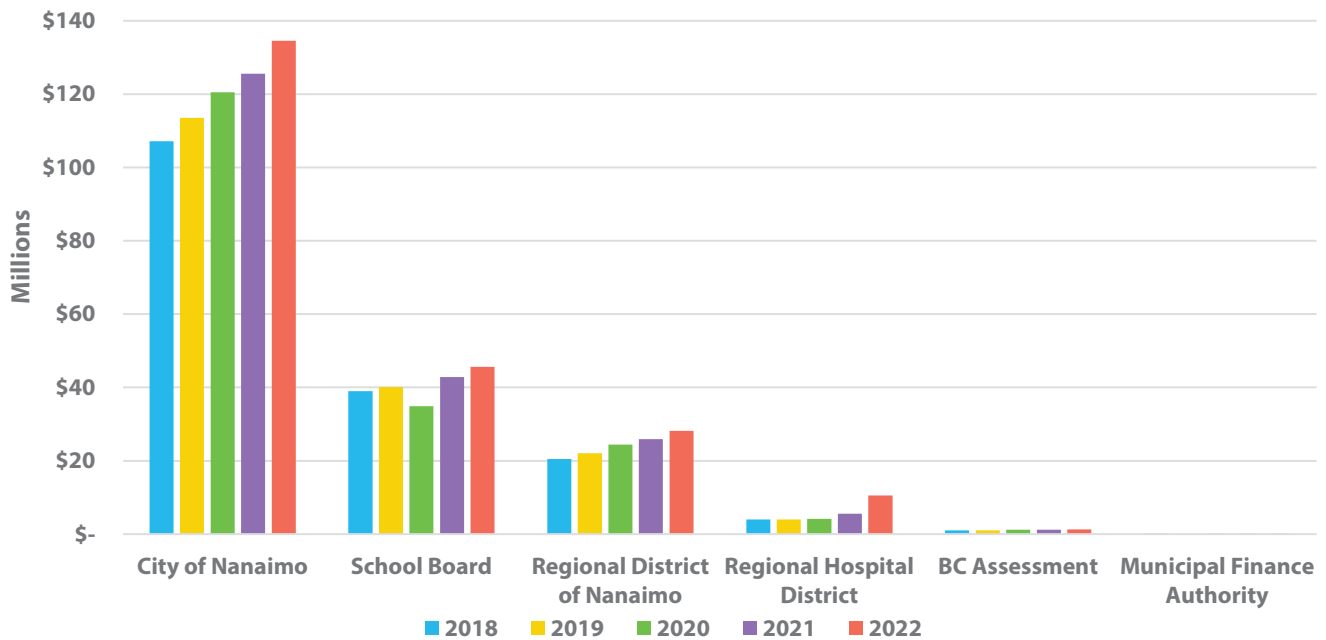
Assessed Values for General Municipal Purposes 2018 -2022

Source: BC Assessment Authority



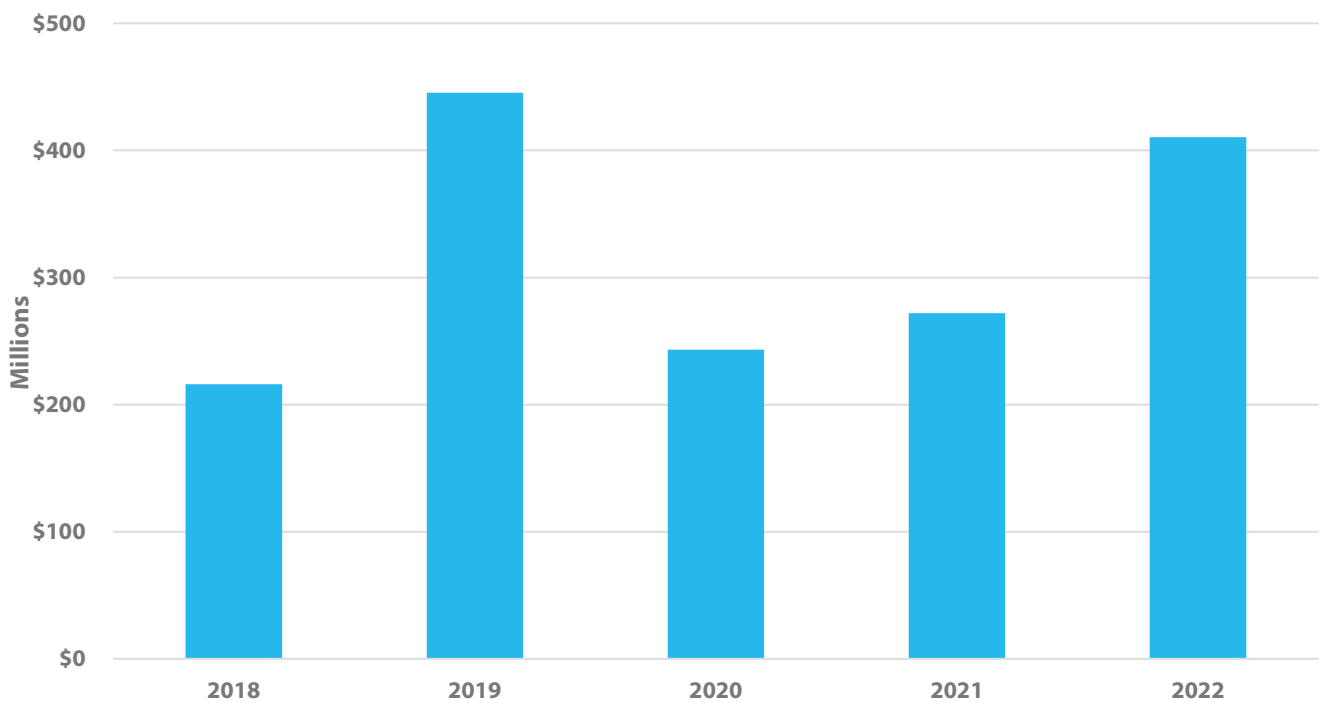
Taxes Collected by all Taxing Authorities 2018 -2022

Source: City of Nanaimo Finance Department



Total Value of Building Permits 2018 – 2022

Source: City of Nanaimo Finance Department

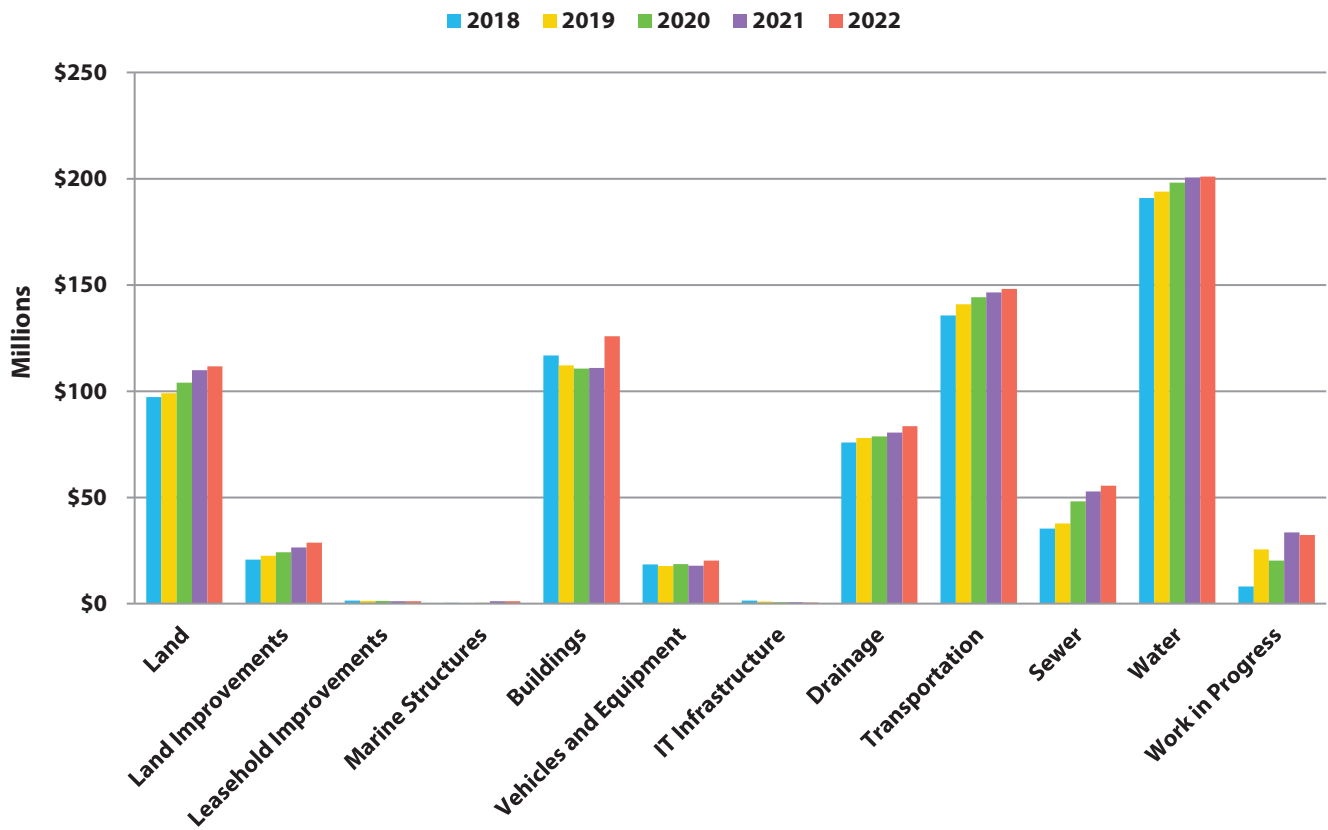




Nanaimo Ice Centre

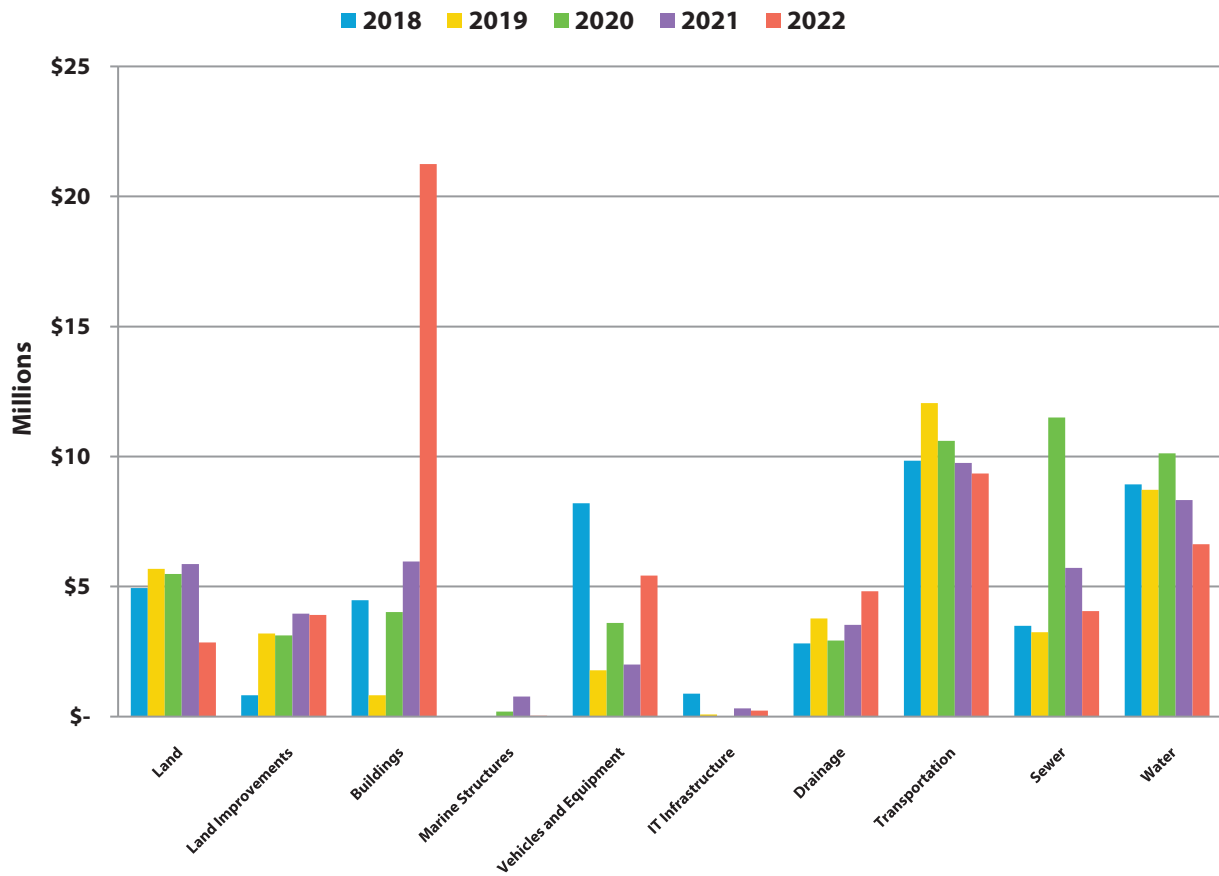
Net Book Value of Tangible Capital Assets 2018 – 2022

Source: City of Nanaimo Finance Department



Total Assets Acquisition 2018 - 2022

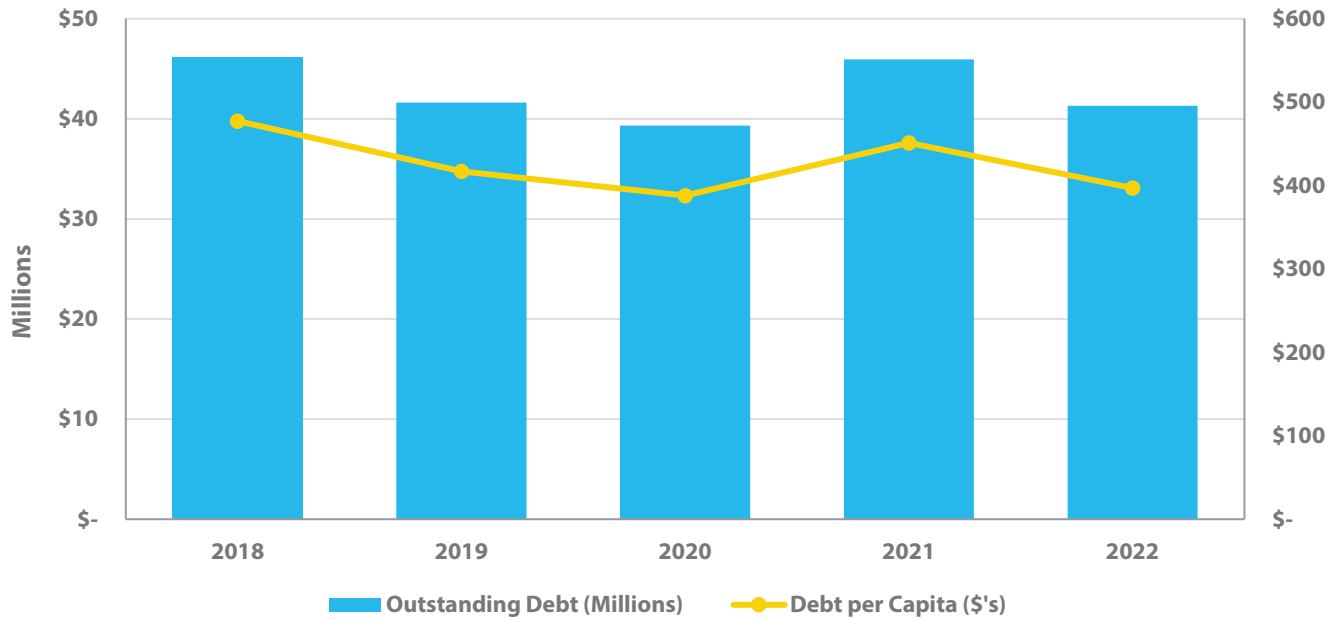
Source: City of Nanaimo Finance Department



New Fire Station # 1

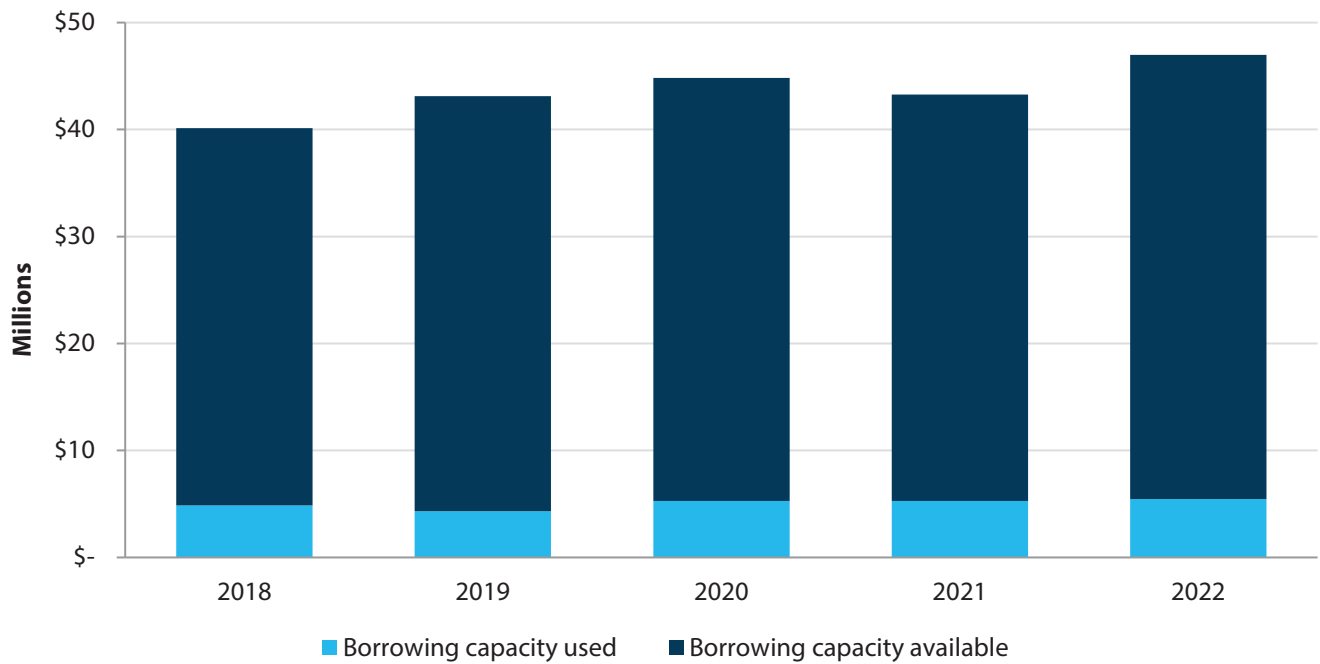
Debt per Capita 2018 – 2022

Source: City of Nanaimo Finance Department



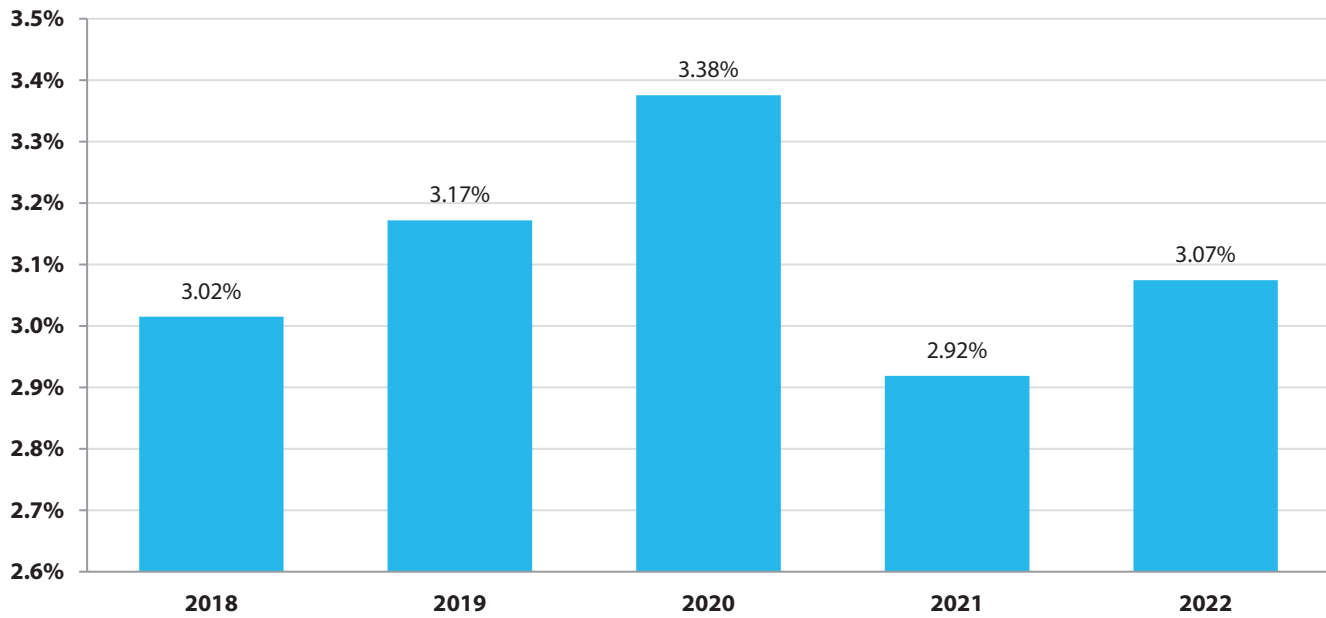
Legal Debt Limit 2018 – 2022

Source: City of Nanaimo Finance Department



Debt Servicing as a Percentage of Expenditures 2018 - 2022*

Source: City of Nanaimo Finance Department



* Includes operating and capital expenses but excludes amortization

Debt Outstanding by Function

Source: City of Nanaimo Finance Department

	2018	2019	2020	2021	2022
Total Debt Supported by Taxes					
Fire*	\$ 5,286,997	\$ 4,972,725	\$ 6,647,087	\$ 17,385,280	\$ 16,782,061
Parks and Recreation	1,258,589	643,142	-	-	-
Port of Nanaimo Centre	15,637,678	14,055,733	12,410,509	10,699,477	8,920,004
	22,183,264	19,671,600	19,057,596	28,084,757	25,702,065
Total Debt Supported by Utilities					
Public Works (sanitation trucks)	5,168,465	4,081,272	3,326,184	1,917,955	673,273
Water	18,768,914	17,864,082	16,923,055	15,944,388	14,926,575
	23,937,379	21,945,354	20,249,239	17,862,343	15,599,848
	\$ 46,120,643	\$ 41,616,953	\$ 39,306,835	\$ 45,947,100	\$ 41,301,913

*Funded from property taxes and the General Asset Management Reserve Fund

Debt Per Capita (\$'s)	\$ 477	\$ 417	\$ 388	\$ 451	\$ 397
------------------------	--------	--------	--------	--------	--------



Park Avenue Sewer Project

Operational Comparative Statistics

Source: City of Nanaimo Finance Department

OPERATIONAL COMPARATIVE STATISTICS

Municipal Government Form:

Mayor and 8 Council Members

Incorporated December 24, 1874

	2018	2019	2020	2021	2022
Population *	97,619	99,856	101,336	101,987	104,064
No. of Properties (Folios)	37,699	38,139	38,402	38,861	39,319
Paved Roads in Km.	623	628	633	638	639
Sanitary Sewer Lines in Km.	677	682	687	692	695
Storm Sewer Lines in Km.	556	562	568	571	574
Water Lines in Km.	660	666	672	676	682
Police Protection					
Number of Stations	1	1	1	1	1
Number of Police Officers	145	145	148	151	158
Fire Protection					
Number of Stations	5	5	5	5	5
Number of Full-Time Personnel	103	103	103	103	103
Paid on Call Firefighters	19	10	10	8	12
Number of Calls Received	7,900	6,873	5,145	7,487	10,155
Number of Fire Hydrants	3,170	3,270	3,302	3,299	3,299
Value of Building Permits Issued	\$216,026,087	\$445,385,668	\$243,150,102	\$271,937,129	\$410,345,595

* All population data is estimated

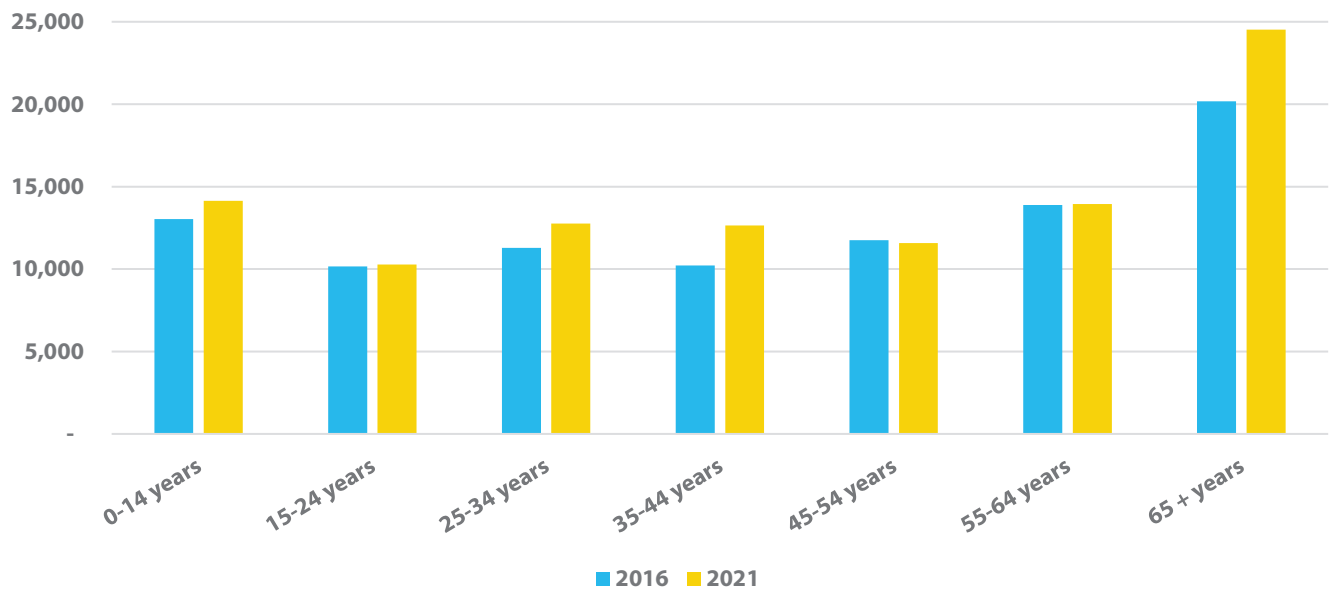
Household Income in Nanaimo 2016 and 2021

Source: Statistics Canada



Nanaimo's Population by Age as a % of Population

Source: Statistics Canada





Crews making finishing touches to pitcher's mound at Serauxmen Stadium

Total Number of City Employees 2018 – 2022

Source: City of Nanaimo Finance Department

	2018	2019	2020	2021	2022
City Administration	28.0	29.0	30.0	31.0	31.0
Corporate & Business Development	6.0	6.0	6.0	6.0	7.0
Corporate Services & Facilities	127.3	126.3	130.7	134.6	143.6
Development Services	62.0	66.0	70.0	74.0	86.0
Parks, Recreation & Culture	132.2	134.0	135.5	135.6	136.7
Engineering & Public Works	103.8	108.7	111.7	115.2	119.2
Nanaimo Fire Rescue & 911	104.3	108.3	108.3	102.8	103.8
RCMP	145.0	145.0	148.0	151.0	158.0
Sanitary Sewer	9.8	9.8	9.8	9.8	9.8
Waterworks	29.5	29.5	29.5	29.5	31.5
Total FTEs	747.9	762.6	779.5	789.5	826.6

Where Do Your Tax \$ Go?

Source: City of Nanaimo Finance Department

Where your 2022 tax dollars go.....

For a residential property with an assessed value of \$718,471

Municipal Taxes & User Rates

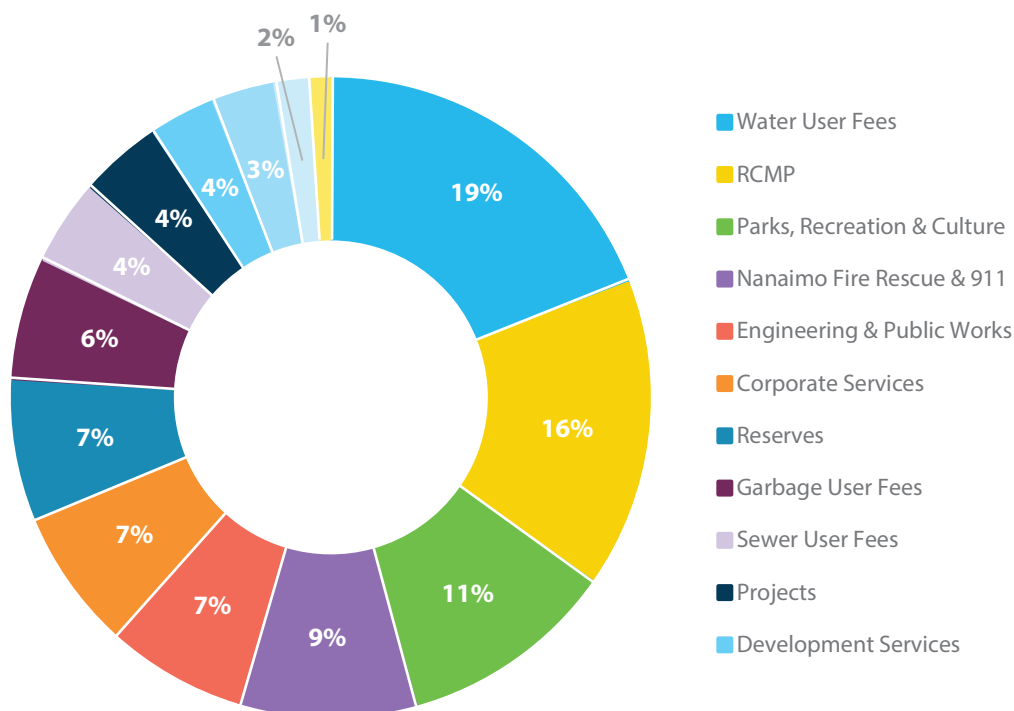
Water User Fees	\$	670
RCMP		545
Parks, Recreation & Culture		383
Nanaimo Fire Rescue & 911		313
Engineering & Public Works		249
Corporate Services		247
Reserves		247
Garbage User Fees		216
Sewer User Fees		152
Projects		146
Development Services		117
City Administration		111
Corporate & Business Development		63
Debt Servicing		35

Total Municipal Taxes and User Fees

\$ 3,494

NOTE: School taxes, regional levies and the Home Owner Grant are not included in the above

2022 Municipal Taxes & User Fees for a residential property with an assessed value of \$718,471



Property Owners with Gross Taxes Exceeding \$250,000 in 2022

Source: City of Nanaimo Finance Department

Rank	Property Owner	Primary Property	Total Taxes Levied (all agencies)	% of current tax levy
1	WOODGROVE HOLDINGS INC	Woodgrove Centre	\$ 4,054,336	1.84%
2	1854 HOLDINGS LTD	Nanaimo North Town Centre	\$ 1,793,176	0.81%
3	NANAIMO FOREST PRODUCTS LTD	Harmac Pulp Mill	\$ 1,695,111	0.77%
4	COUNTRY CLUB CENTRE LTD	Country Club Centre	\$ 1,424,287	0.65%
5	ANTHEM PORT PLACE HOLDINGS LTD	Port Place	\$ 916,209	0.42%
6	BC TRANSPORTATION FINANCING AUTHORITY	Various Properties	\$ 902,193	0.41%
7	FERNCO DEV LTD / LENCO DEV LTD	Terminal Park / Various Properties	\$ 850,048	0.39%
8	NORED DEVELOPMENTS INC	Nored Plaza	\$ 834,792	0.38%
9	BRITISH COLUMBIA HYDRO & POWER AUTHORITY	BC Hydro	\$ 830,058	0.38%
10	REALSTREAM (AULDS-METRAL) INC	Milano's / Island Natural / HSBC / Vet	\$ 763,034	0.35%
11	FORTIS ENERGY INC	Fortis BC	\$ 751,672	0.34%
12	DUKE POINT PROPERTY COMPANY ULC	Duke Point	\$ 750,418	0.34%
13	BROOKS LANDING CENTRE INC	Brooks Landing	\$ 672,534	0.31%
14	416382 BC LTD	Dickinson Crossing	\$ 658,704	0.30%
15	0807593 BC LTD	Longwood Station	\$ 644,481	0.29%
16	LOBLAW PROPERTIES WEST INC	Real Canadian Superstore	\$ 641,718	0.29%
17	SOPHIE INVESTMENTS INC	Rock City / Various Residential Properties	\$ 522,328	0.24%
18	COSTCO WHOLESALE CORP	Costco	\$ 514,429	0.23%
19	SLEGG DEVELOPMENTS LTD	Slegg Lumber	\$ 497,058	0.23%
20	B G R HOLDINGS INC	Budget Self Storage	\$ 483,803	0.22%
21	MID ISLAND CONSUMER SERVICES CO OP	Co-op Centre	\$ 478,336	0.22%
22	HAREWOOD INVESTMENTS LTD	University Village	\$ 477,577	0.22%
23	SHAW CABLESYSTEMS LTD	Shaw	\$ 474,589	0.22%
24	HOME DEPOT HOLDINGS INC	Home Depot	\$ 473,355	0.22%
25	GALAXY VA LINLEY VALLEY & UPLANDS APARTMENTS LTD	Bluestone Apartments	\$ 459,056	0.21%
26	DEER LAKE PROPERTIES INC	Various Properties	\$ 447,068	0.20%
27	TELUS COMMUNICATIONS BC LTD	Telus	\$ 400,714	0.18%
28	DOVER POINTE CENTRE LTD	Home Sense / Pet Smart	\$ 381,264	0.17%
29	SPIRE LP (WOODGROVE CROSSING) LTD	Woodgrove Crossing	\$ 371,029	0.17%
30	ISLAND TIMBERLANDS GP LTD	Various Properties	\$ 359,247	0.16%
31	WTF INVESTMENTS CO LTD	Metral Place Shopping Centre	\$ 356,884	0.16%
32	KELLAND FOODS HOLDINGS LTD	Quality Foods	\$ 353,129	0.16%
33	WESTERN FOREST PRODUCTS INC	Duke Point Mill	\$ 346,924	0.16%
34	HOPEPLACE HOLDINGS INC	Country Grocer	\$ 338,400	0.15%
35	B-250 HOLDINGS INC	Hammond Bay Centre	\$ 336,882	0.15%
36	2080 LABIEUX ROAD HOLDINGS LTD	Apartment Building	\$ 334,119	0.15%
37	NANAIMO BASTION HOTEL CORP	Coast Bastion Hotel	\$ 333,075	0.15%
38	NANAIMO SENIORS VILLAGE HOLDINGS LTD	Nanaimo Senior's Village	\$ 313,502	0.14%
39	MIDISLAND U-LOCK STORAGE	U-Lock Storage	\$ 299,466	0.14%
40	INSIGHT HOLDINGS LTD	Various Properties	\$ 297,291	0.14%
41	MAPLE GLEN HOLDINGS LTD	Southgate Shopping Center	\$ 279,697	0.13%
42	ELDORADO DEVELOPMENT CORP	Bowen Center	\$ 276,000	0.13%
43	ISLAND WOLF PROPERTIES LTD	Various Properties	\$ 274,827	0.12%
			\$ 28,662,818	
Total 2022 Tax Levy			\$ 220,146,362	

Permissive Tax Exemptions for 2022 (Bylaw 7358)

Source: City of Nanaimo Finance Department

Organization	Municipal Taxes Exempt Portion (\$)
1ST NANAIMO SCOUT GROUP / SCOUT PROPERTIES (BC/YUKON)	1,606.88
ANGLICAN SYNOD DIOCESE OF BC	30,686.82
BALLENAS HOUSING SOCIETY	135,918.69
BASIC CHRISTIAN COMMUNITY ASSOCIATION (BETHLEHEM CENTRE)	43,768.38
BC CONFERENCE OF THE MENNONITE BRETHERN THE	24,680.38
BC CORP SEVENTH DAY ADVENTIST	8,639.43
BC MUSLIM ASSOCIATION THE	6,858.40
BC OLD AGE PENSIONERS BRANCH #4	2,126.13
BC SPCA	26,715.55
BGC CENTRAL VANCOUVER ISLAND	21,526.84
BISHOP OF VICTORIA	51,734.26
CANADIAN MENTAL HEALTH ASSOCIATION - MID ISLAND	12,611.91
CENTRAL VANCOUVER ISLAND MULTICULTURAL SOCIETY (50% TAX EXEMPTION)	38,296.69
CHRISTIAN AND MISSIONARY ALLIANCE-CANADIAN PACIFIC DISTRICT	7,280.32
CHRISTIAN SCIENCE SOCIETY OF NANAIMO	1,660.74
CHURCH OF JESUS CHRIST OF LATTER-DAY SAINTS IN CANADA	11,663.77
CHURCH OF THE NAZARENE CANADA PACIFIC DISTRICT	8,744.46
CLAY TREE SOCIETY FOR PEOPLE WITH DEVELOPMENTAL DISABILITIES	18,973.34
CRIMSON COAST DANCE SOCIETY	564.64
CRISIS PREGNANCY CENTRE OF NANAIMO SOCIETY	5,072.88
DEPARTURE BAY CONGREGATION OF JEHOVAH'S WITNESSES TRUSTEES	15,364.98
DUCKS UNLIMITED CANADA	15,512.20
FIRST BAPTIST CHURCH NANAIMO BC	8,476.05
FOURSQUARE GOSPEL CHURCH OF CANADA	29,354.68
G S M P D SIKH TEMPLE INC	6,418.53
GOVERNING COUNCIL OF THE SALVATION ARMY	20,129.54
HABITAT FOR HUMANITY	18,726.78
HAI AN BUDDHIST SOCIETY	1,965.48
HAMMOND BAY BAPTIST CHURCH	4,357.42
HARBOUR CITY THEATRE ALLIANCE SOCIETY	5,449.13
HOPE LUTHERAN CHURCH	14,102.82
ISLAND CORRIDOR FOUNDATION/CANADIAN PACIFIC RAILWAY COMPANY	19,788.10
ISLAND CRISIS CARE SOCIETY	15,988.54
ITALIAN SOCIETY FELICE CAVALOTTI LODGE INC NO S7832	9,663.71
JOHN HOWARD SOCIETY OF BC - NANAIMO REGION	8,001.37
LET ME BE ME LEARNING FOUNDATION/BC081 1580 BC LTD	3,254.69
LOAVES & FISHES FOOD BANK FOUNDATION	35,801.55
LOYAL ORDER OF MOOSE, NANAIMO LODGE NO. 1052 -(CLASS 8 EXEMPTION ONLY)	7,672.91
MARKERSPACE NANAIMO ASSOCIATION	123.28
MCGIRR SPORTS SOCIETY	70,705.46
MID ISLAND ABILITIES & INDEPENDENT LIVING SOCIETY	1,028.19
MT BENSON (PAC BR 256) ROYAL CANADIAN LEGION -(CLASS 8 EXEMPTION ONLY)	14,288.94
NANAIMO & DISTRICT EQUESTRIAN ASSOCIATION/VANCOUVER ISLAND EXHIBITION ASSOCIATION	8,139.83
NANAIMO & DISTRICT MUSEUM SOCIETY	6,058.60

Permissive Tax Exemptions for 2022 (Bylaw 7358)

Source: City of Nanaimo Finance Department

Organization	Municipal Taxes Exempt Portion (\$)
NANAIMO ASSOCIATION FOR COMMUNITY LIVING	43,609.04
NANAIMO AUXILIARY TO NANAIMO REGIONAL GENERAL HOSPITAL	10,750.33
NANAIMO B M X ASSOCIATION	3,420.22
NANAIMO BRAIN INJURY SOCIETY	6,866.90
NANAIMO BRANCH OF THE RED CROSS SOCIETY	7,994.94
NANAIMO BRANCH ROYAL CANADIAN LEGION (BRANCH 10) -(CLASS 8 EXEMPTION ONLY)	4,729.57
NANAIMO CANADIAN AMATEUR FOOTBALL ASSOCIATION	553.88
NANAIMO CANOE & KAYAK CLUB / NANAIMO ROWING CLUB	655.87
NANAIMO CHILD DEVELOPMENT CENTRE SOCIETY/ VANCOUVER ISLAND HEALTH AUTHORITY	23,399.22
NANAIMO CHURCH OF CHRIST	4,171.60
NANAIMO COMMUNITY ARCHIVES	6,016.24
NANAIMO COMMUNITY GARDENS SOCIETY	208.27
NANAIMO COMMUNITY HOSPICE SOCIETY	14,978.96
NANAIMO CONSERVATORY OF MUSIC	8,888.75
NANAIMO CURLING CLUB	13,635.16
NANAIMO DISABILITY RESOURCE CENTRE SOCIETY	2,179.65
NANAIMO DISTRICT SENIOR CITIZENS' HOUSING DEVELOPMENT SOCIETY	85,975.08
NANAIMO F O S NON-PROFIT HOUSING SOCIETY	14,178.78
NANAIMO FAMILY LIFE ASSOCIATION	5,556.74
NANAIMO FOODSHARE NETWORK SOCIETY	6,188.84
NANAIMO FULL GOSPEL ASSEMBLY	6,997.55
NANAIMO LITERACY ASSOCIATION/NASH HARDWARE LTD	8,506.57
NANAIMO MARINE RESCUE SOCIETY	848.19
NANAIMO MINOR HOCKEY ASSOCIATION	3,746.59
NANAIMO SQUASH CLUB	7,395.78
NANAIMO THEATRE GROUP	8,267.79
NANAIMO TRAVELLERS LODGE SOCIETY	78,318.26
NANAIMO UNIQUE KIDS ORGANIZATION	12,180.42
NATURE TRUST OF BC	137,486.44
NAVY LEAGUE OF CANADA - NANAIMO BRANCH	8,247.67
NEXUS PATIENT AND COMMUNITY CARE SOCIETY	123.28
PACIFIC CARE FAMILY ENRICHMENT SOCIETY	6,805.25
PACIFICA HOUSING ADVISORY ASSOCIATION	8,439.59
PENTECOSTAL ASSEMBLIES OF CANADA	29,021.64
PLEASANT VALLEY SOCIAL CENTRE	10,395.33
PRIESTLY SOCIETY OF ST PIUS	3,901.39
PROTECTION ISLAND LIONS CLUB	15,965.22
PROTECTION ISLAND NEIGHBOURHOOD ASSOCIATION/NANAIMO PORT AUTHORITY	3,231.34
REDEEMED CHRISTIAN CHURCH OF GOD THE	1,838.78
REGIONAL DISTRICT OF NANAIMO	6,428.01
ROYAL CANADIAN AIRFORCE ASSOC 808 (THUNDERBIRD) WING/HER MAJESTY THE QUEEN IN RIGHT OF CANADA	3,680.56
SOCIETY FOR EQUITY, INCLUSION AND ADVOCACY	2,847.85
ST JOHN'S AMBULANCE	20,699.31



LIT 40th Anniversary Celebrations

Permissive Tax Exemptions for 2022 (Bylaw 7358)

Source: City of Nanaimo Finance Department

Organization	Municipal Taxes Exempt Portion (\$)
ST PAUL'S LUTHERAN CHURCH OF NANAIMO	6,940.99
THEATRE ONE	1,533.65
TILlicum LELUM ABORIGINAL SOCIETY	33,730.34
TRINITY UNITED CHURCH	5,965.19
TRUSTEES OF ST ANDREWS PRESBYTERIAN CHURCH NANAIMO	12,801.16
TRUSTEES OF THE CHASE RIVER CONGREGATION OF JEHOVAH'S WITNESSES	17,298.62
TRUSTEES OF THE CONGREGATION OF DEPARTURE BAY BAPTIST CHURCH	7,389.84
TRUSTEES OF THE CONGREGATION OF ST ANDREWS UNITED CHURCH	21,305.49
TRUSTEES OF THE NANAIMO CHRISTADELPHIANS (MINTER MIKE/ DANIEL KEVIN/ALEXANDER THOMAS)	4,701.24
UKRAINIAN CATHOLIC EPARCHY OF NW	4,412.18
UNITARIAN FOUNDATION OF NANAIMO	6,864.69
UNITED WAY CENTRAL & NORTHERN VANCOUVER ISLAND	6,342.94
VANCOUVER ISLAND HAVEN SOCIETY	29,004.93
VANCOUVER ISLAND KHALSA DIWAN SOCIETY	12,292.16
VANCOUVER ISLAND MENTAL HEALTH SOCIETY	20,225.61
VANCOUVER ISLAND MILITARY MUSEUM	14,130.34
VANCOUVER ISLAND SYMPHONY	1,766.65
WAKESIAH GOSPEL CHAPEL	5,579.19
WELLINGTON COMMUNITY ASSOCIATION	10,239.93
WOODGROVE SENIOR CITIZENS HOUSING SOCIETY	9,516.33
Grand Total	\$ 1,680,875.61

Contact Information

CITY HALL

455 Wallace Street
Nanaimo, BC, Canada V9R 5J6
250-754-4251

HOURS OF OPERATION

Monday-Friday: 8:30 am - 4:30 pm

MAYOR AND COUNCIL

mayor.council@nanaimo.ca
250-755-4400

OFFICE OF THE CHIEF ADMINISTRATIVE OFFICER

250-755-4401

LEGISLATIVE SERVICES

legislative.servicesoffice@nanaimo.ca
250-755-4405

COMMUNICATIONS

communications@nanaimo.ca
250-754-4251

PAYMENT INFORMATION

collections.info@nanaimo.ca
250-755-4415

USER RATES

userrates.info@nanaimo.ca
250-755-4416

TAXES AND PROPERTY INFORMATION

property.info@nanaimo.ca
250-755-4415

PUBLIC WORKS

public.worksinfo@nanaimo.ca
250-758-5222

ENGINEERING

engineeringinfo@nanaimo.ca
250-754-4251 EXT. 4230

BYLAW

bylaw.info@nanaimo.ca
250-755-4422

NANAIMO FIRE RESCUE

fireinfo@nanaimo.ca
250-753-7311 (non-emergency line)

NANAIMO RCMP DETACHMENT

250-754-2345 (non-emergency line)

PARKS, RECREATION & CULTURE

parksandrecreation@nanaimo.ca
250-756-5200

PLANNING

planning@nanaimo.ca
250-755-4429

BUILDING

building.inspections@nanaimo.ca
250-755-4429

HUMAN RESOURCES

employment.opportunities@nanaimo.ca
250-755-4406

2022 City of Nanaimo Annual Report

For more information on this report,
please contact the Communications Department:
411 Dunsmuir Street
Nanaimo BC V9R 0E4
Phone: 250.754.4251 • Fax: 250.755.4440
This report can also be viewed and printed from
www.nanaimo.ca

Image: Kayaking along Nanaimo River Estuary