

The 2019 – 2023 Financial Plan has been approved and the tax rate has been set for 2019. You will receive your tax notice either by mail or email by the end of May.

Updated annually, the City's five-year financial plan includes budgeted revenues and expenditures to deliver day-to-day services to the community, for investment in infrastructure, deliver strategic initiatives and enable long-term funding strategies.

The City collects taxes and user fees to provide a number of services to residents of Nanaimo including police and fire protection, solid waste collection, management of roads, drainage, sanitary sewer, waterworks and parks infrastructure and delivery of recreation and cultural services.

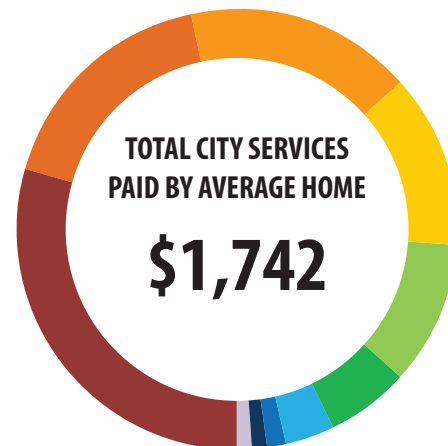
The City also acts as a regulatory body with respect to business licensing, building permits and inspection, land use, development planning and subdivision approval services.

Services such as library and sewer treatment are provided through other boards and partnerships with other governments.

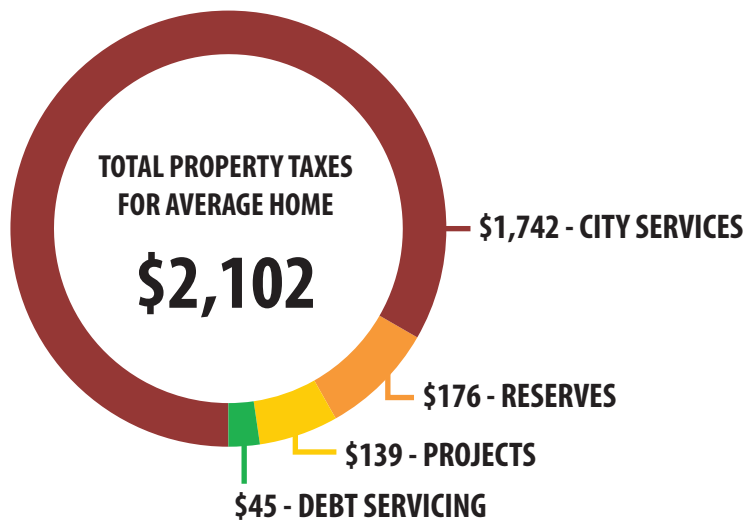
TAX PAID BY AVERAGE HOME	2018	2019	\$ Change
Assessment - Average Home	\$467,220	\$516,418	\$49,198
Property Taxes	\$2,003	\$2,102	\$99
Municipal User Fees			
Water Fees	\$514	\$552	\$38
Sewer Fees	\$130	\$135	\$5
Sanitation Fees	\$165	\$170	\$5
Total Municipal Taxes & User Fees	\$2,812	\$2,959	\$147
Other Governments			
V.I. Regional Library	\$90	\$94	\$4
Regional District	\$407	\$434	\$27
Regional Hospital District	\$83	\$84	\$1
School District	\$798	\$830	\$32
BC Assessment & MFA	\$19	\$20	\$1
Total Other Governments	\$1,397	\$1,462	\$65
Total Tax Levy & User Fees All	\$4,209	\$4,421	\$212

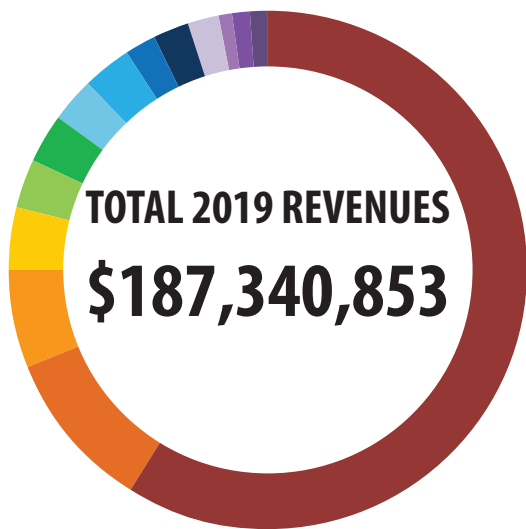
PROJECTED PROPERTY TAX INCREASES

	2019	2020	2021	2022	2023
General Asset Management Reserve	1.0%	1.0%	1.0%	1.0%	0.0%
General Property Tax Increase	4.0%	2.6%	1.9%	1.8%	1.4%
2019-2023 Financial Plan	5.0%	3.6%	2.9%	2.8%	1.4%



- \$515 - POLICE SERVICES
- \$298 - FIRE, EMERGENCY & 911 SERVICES
- \$295 - PARKS & RECREATION
- \$222 - ENGINEERING & PUBLIC WORKS
- \$183 - CORPORATE SERVICES & FACILITIES
- \$107 - COMMUNITY DEVELOPMENT
- \$62 - CITY ADMINISTRATION
- \$24 - BYLAW, REGULATION & SECURITY
- \$21 - PORT OF NANAIMO CENTRE
- \$15 - TOURISM & DOWNTOWN REVITALIZATION





59%
Property Taxes

10%
Water Fees

6%
Fees and Charges

4%
Sewer Fees

3%
Development Cost Charges

3%
Sanitation Fees

3%
Government Grants

3%
Other Revenues

2%
Provincial Government Revenue Sharing

2%
Grants in Lieu of Taxes

2%
Investment Income

1%
Private Contributions

1%
Port of Nanaimo Centre

1%
Parking Fees

20.5%
Police Services

16.4%
Parks & Recreation

15.7%
Engineering & Public Works

11.7%
Fire & Emergency Services

10.2%
Corporate Services & Facilities

7.1%
Water Works

6.3%
Community Development

3.5%
Port of Nanaimo Centre (Conference Centre)

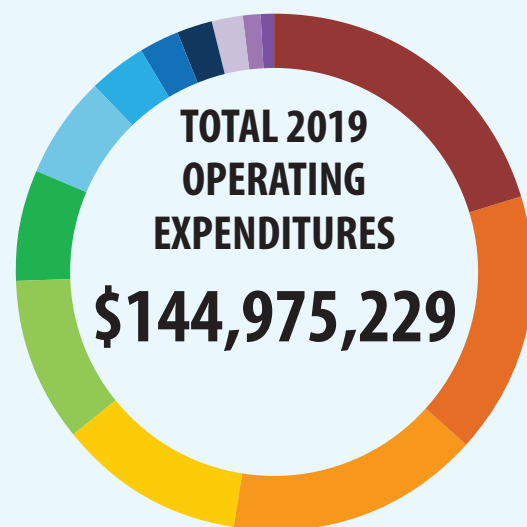
2.6%
Sanitary Sewer

2.3%
City Administration

2.0%
Bylaw, Regulation & Security

1.1%
911

0.6%
Tourism & Downtown Revitalization



TOTAL 2019 PROJECT EXPENDITURES

\$95,769,474

2019 PROJECT HIGHLIGHTS

- Multi-year project to replace Fire Station #1
- Phase 2 of LED streetlight conversion
- Phase 1 of Harewood Centennial Youth Park
- Bastion Street bridge rehab
- Construction of Chase River pump station
- Serauxmen Stadium field lighting (2019/2020)

WATER INFRASTRUCTURE PROGRAM - \$25,193,633
TRANSPORTATION INFRASTRUCTURE PROGRAM - \$19,044,666
PARKS INFRASTRUCTURE PROGRAM - \$12,783,136
SANITARY SEWER INFRASTRUCTURE PROGRAM - \$12,761,943
FACILITIES INFRASTRUCTURE & AMENITIES PROGRAM - \$8,418,416
DRAINAGE INFRASTRUCTURE PROGRAM - \$5,569,314
EQUIPMENT & VEHICLE PROGRAM - \$5,209,604
STRATEGIC - \$4,291,482
PARKING INFRASTRUCTURE PROGRAM - \$1,637,042
INFORMATION TECHNOLOGY INFRASTRUCTURE PROGRAM - \$860,238